

SHELBY CITY SCHOOLS

JUNE 2007

SUMMARY FINANCIAL STATEMENTS

CONTENTS:

| | |
|---|-----|
| Cash Reconciliation | 1 |
| Cash Balances | 2 |
| Year to Date Revenue & Expense compared to Forecast | 4 |
| Fiscal Year 2007 Operating Results Summarized | 6-7 |

Appropriation Account Summary (APPSUM)

Paid Checks (CHEKPY)

Revenue Account Summary (REVSUM)

Amended Official Certificate of Estimated Resources (AMDCERT)

Appropriation Resolution Report (APPRES)



SHELBY CITY SCHOOLS
Actual results compared to Forecast (SM-2)
General Fund Fiscal Year 2007

| REVENUES | June Actual | June Forecast | Variance | FY 2007 Actual | FY 2007 Forecast | Variance |
|---|------------------------|--------------------------|-------------------|---------------------------|-----------------------------|-------------------|
| 1.010 Real Estate Tax | \$ 536 | \$ - | \$ 536 | \$ 4,686,444 | \$ 4,688,000 | \$ (1,556) |
| 1.020 Personal Property Tax | \$ - | \$ - | \$ - | \$ 1,490,005 | \$ 1,463,000 | \$ 27,005 |
| 1.030 Income Tax | \$ - | \$ - | \$ - | \$ 1,599,936 | \$ 1,543,000 | \$ 56,936 |
| 1.035 Foundation | \$ 628,104 | \$ 500,000 | \$ 128,104 | \$ 8,057,878 | \$ 7,934,000 | \$ 123,878 |
| 1.040 Bus Funds& Parity Aid | \$ 61,994 | \$ 44,964 | \$ 17,030 | \$ 125,137 | \$ 88,000 | \$ 37,137 |
| 1.050 State refund of Homestead/Rollback | \$ - | \$ - | \$ - | \$ 1,017,904 | \$ 1,083,000 | \$ (65,096) |
| 1.060 All Other Operating Revenue | \$ 40,104 | \$ 50,864 | \$ (10,760) | \$ 804,043 | \$ 801,000 | \$ 3,043 |
| Subtotal Operating Revenue | \$ 730,738 | \$ 595,828 | \$ 134,910 | \$ 17,781,347 | \$ 17,600,000 | \$ 181,347 |
| 2.050 Advances in | \$ - | \$ 9,511 | \$ (9,511) | \$ 274,550 | \$ 274,600 | \$ (50) |
| 2.060 Other Non Operating Revenue | \$ - | \$ - | \$ - | \$ 1,653 | \$ 400 | \$ 1,253 |
| Subtotal Non-operating Revenue | \$ - | \$ 9,511 | \$ (9,511) | \$ 276,203 | \$ 275,000 | \$ 1,203 |
| TOTAL REVENUE | \$ 730,738 | \$ 605,339 | \$ 125,399 | \$ 18,057,550 | \$ 17,875,000 | \$ 182,550 |
| | | | | | Percent error | 1.02% |
| EXPENDITURES | | | | | | |
| 3.010 Personal Services | \$ 1,095,904 | \$ 1,043,032 | \$ 52,872 | \$ 9,254,790 | \$ 9,217,000 | \$ 37,790 |
| 3.020 Employee Benefits | \$ 365,389 | \$ 358,079 | \$ 7,310 | \$ 4,190,283 | \$ 4,183,000 | \$ 7,283 |
| 3.030 Purchased Services | \$ 91,155 | \$ 122,864 | \$ (31,709) | \$ 1,543,212 | \$ 1,573,000 | \$ (29,788) |
| 3.040 Supplies and Materials | \$ 34,139 | \$ 14,636 | \$ 19,503 | \$ 324,913 | \$ 313,000 | \$ 11,913 |
| 3.050 Capital Outlay | \$ 1,144 | \$ 2,744 | \$ (1,600) | \$ 60,379 | \$ 62,000 | \$ (1,621) |
| Debt Service: Principal State Loans | | | \$ - | \$ 170,000 | \$ 170,000 | \$ - |
| Debt Service: Principal State Advanvements | \$ 142,091 | \$ 142,996 | \$ (905) | \$ 1,646,150 | \$ 1,706,000 | \$ (59,850) |
| Debt Service: Principal HB 264 Loans/Notes | | | \$ - | \$ 105,000 | \$ 105,000 | \$ - |
| Debt Service: Interest & Fiscal Charges | \$ - | \$ 36,507 | \$ (36,507) | \$ 136,230 | \$ 77,000 | \$ 59,230 |
| 4.300 Other objects | \$ 31,367 | \$ 18,809 | \$ 12,558 | \$ 506,960 | \$ 466,000 | \$ 40,960 |
| Subtotal Operating Expenditures | \$ 1,761,189 | \$ 1,739,667 | \$ 21,522 | \$ 17,937,917 | \$ 17,872,000 | \$ 65,917 |
| 5.010 Transfers-out | | \$ - | \$ - | \$ - | \$ - | \$ - |
| 5.020 Advances - out | \$ 10,000 | \$ - | \$ 10,000 | \$ 10,000 | \$ - | \$ 10,000 |
| Subtotal Non-operating Expenditures | \$ 10,000 | \$ - | \$ 10,000 | \$ 10,000 | \$ - | \$ 10,000 |
| TOTAL EXPENDITURES | \$ 1,771,189 | \$ 1,739,667 | \$ 31,522 | \$ 17,947,917 | \$ 17,872,000 | \$ 75,917 |
| | | | | | Percent error | 0.42% |
| 6.010 TOTAL REVENUES OVER/(UNDER) EXP. | \$ (1,040,451) | \$ (1,134,328) | \$ 93,877 | \$ 109,633 | \$ 3,000 | \$ 106,633 |
| 7.010 Beginning Cash Balance | \$ 1,935,047 | \$ 1,922,292 | \$ 12,755 | \$ 784,964 | \$ 784,964 | \$ - |
| 7.020 Ending Cash Balance | \$ 894,596 | \$ 787,964 | \$ 106,632 | \$ 894,597 | \$ 787,964 | \$ 106,633 |
| 8.010 Outstanding Encumbrances | | | | \$ 121,812 | | |

**SHELBY CITY SCHOOLS
CASH RECONCILIATION JUNE 30, 2007**

GROSS DEPOSITORY BALANCES:

| | |
|---|-------------|
| First Citizens Bank - Operating Account | \$240.72 |
| First Citizens Bank - Sweep Account | \$19,212.77 |
| Payroll Clearance Account | \$0.00 |
| First Citizens Bank - Horner Account | \$13,140.02 |

| | |
|----------------------------------|--------------------|
| TOTAL DEPOSITORY BALANCES | \$32,593.51 |
|----------------------------------|--------------------|

ADJUSTMENTS TO BANK BALANCE:

| | |
|---|---------------|
| Unposted Cafeteria Deposits | \$0.00 |
| Unreconciled Items July 2006 - January 2007 | \$0.00 |
| Outstanding Checks | (\$48,850.15) |
| Cash In Transit | \$0.00 |

| | |
|--|--------------------|
| TOTAL ADJUSTMENTS TO BANK BALANCE | (48,850.15) |
|--|--------------------|

INVESTMENTS:

| | |
|------------------------------|----------------|
| STAROhio - Operating Account | \$2,035,162.08 |
| Scholarship Accounts | \$166,680.00 |

| | |
|--------------------------|-----------------------|
| TOTAL INVESTMENTS | \$2,201,842.08 |
|--------------------------|-----------------------|

CASH ON HAND:

| | |
|---------------------|----------|
| Petty Cash & Change | \$210.00 |
| Athletic Checking | \$0.00 |

| | |
|---------------------------|-----------------|
| TOTAL CASH ON HAND | \$210.00 |
|---------------------------|-----------------|

| | |
|---------------------------|-----------------------|
| TOTAL BANK BALANCE | \$2,185,795.44 |
|---------------------------|-----------------------|

| | |
|---------------------------|-----------------------|
| TOTAL BOOK BALANCE | \$2,185,795.44 |
|---------------------------|-----------------------|

INTEREST EARNED:

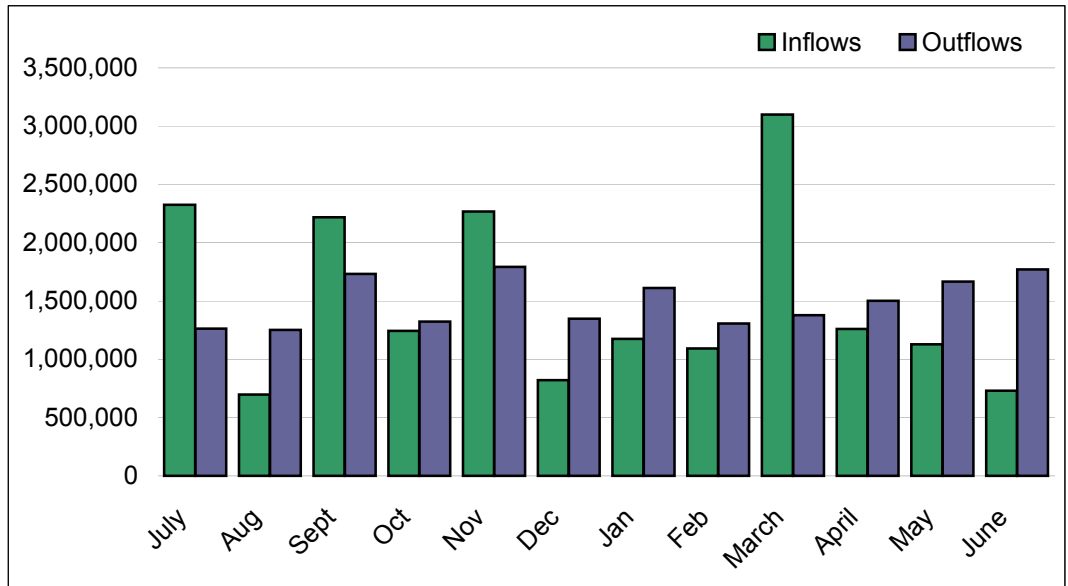
| | THIS MONTH | YEAR TO DATE |
|---------------------|--------------|--------------|
| First Citizens ~ 4% | \$ 296.37 | \$ 7,398.49 |
| STAROhio 5.17% | \$ 10,388.36 | \$ 69,327.64 |

**SHELBY CITY SCHOOLS
CASH BALANCES JUNE 30, 2007**

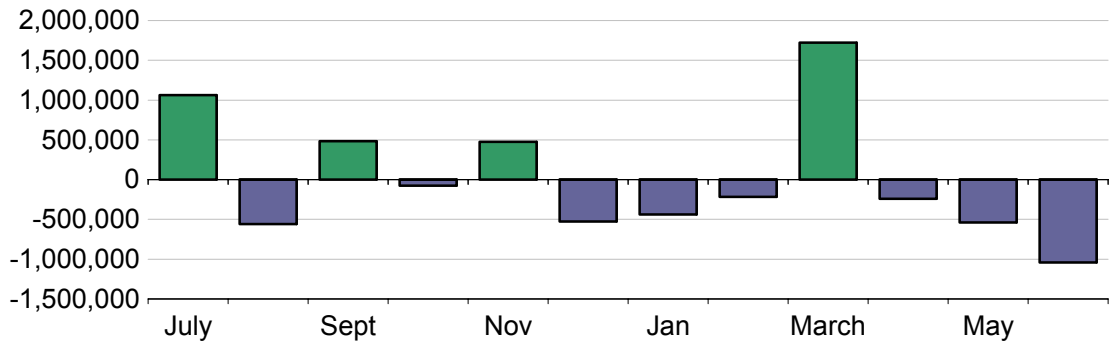
| FUND | CASH BALANCE | ENCUMBRANCES | UNENCUMBERED BALANCE |
|--|------------------------|----------------------|-------------------------|
| GOVERNMENTAL/ UNRESERVED GENERAL FUND | | | |
| 001 General | \$ 880,790.59 | \$ 121,812.25 | \$ 758,978.34 |
| TOTAL UNRESERVED GENERAL FUND | \$ 880,790.59 | \$ 121,812.25 | \$ 758,978.34 |
| RESERVED GENERAL FUNDS | | | |
| 001 Bus Purchase | \$ 13,806.26 | \$ - | \$ 13,806.26 |
| SPECIAL REVENUE | | | |
| 018 HS Principal's Fund | \$ 8,584.87 | \$ 2,564.81 | \$ 6,020.06 |
| 018 Auburn Principal's Fund | \$ 21,523.19 | \$ 4,701.95 | \$ 16,821.24 |
| 018 Central Principal's Fund | \$ 5,651.54 | \$ 1,069.24 | \$ 4,582.30 |
| 018 Dowds Principal's Fund | \$ 15,182.12 | \$ 1,938.24 | \$ 13,243.88 |
| 018 Middle School Principal's Fund | \$ 25,226.74 | \$ 734.51 | \$ 24,492.23 |
| 019 Classroom & Local Grant Funds | \$ 47,323.71 | \$ 12,192.52 | \$ 35,131.19 |
| 022 Professional Development & Flower Funds | \$ 1,369.26 | \$ 201.27 | \$ 1,167.99 |
| 401 St. Mary Auxiliary | \$ 26,859.94 | \$ 26,859.94 | \$ - |
| 401 Sacred Heart Auxiliary | \$ 26,596.39 | \$ 26,159.98 | \$ 436.41 |
| TOTAL SPECIAL REVENUE | \$ 178,317.76 | \$ 76,422.46 | \$ 101,895.30 |
| STATE GRANTS | | | |
| 432 EMIS | \$ - | \$ - | \$ - |
| 450 School Net Plus | \$ 16,318.00 | \$ - | \$ 16,318.00 |
| 451 OneNet Ohio | \$ 28,000.00 | \$ 12,584.79 | \$ 15,415.21 |
| 452 Tech Professional Development | \$ 425.00 | \$ 425.00 | \$ - |
| 459 Ohio Reads | \$ 2,356.03 | \$ - | \$ 2,356.03 |
| 460 Student Intervention | \$ 1,095.79 | \$ - | \$ 1,095.79 |
| 494 Poverty Aid | \$ - | \$ - | \$ - |
| 499 Gifted Supplement | \$ 7,317.74 | \$ - | \$ 7,317.74 |
| TOTAL STATE GRANTS | \$ 55,512.56 | \$ 13,009.79 | \$ 42,502.77 |
| FEDERAL GRANTS | | | |
| 516 IDEA B | \$ 2,494.24 | \$ - | \$ 2,494.24 |
| 572 Title I Targeted Assistance | \$ 25,438.75 | \$ 2,572.83 | \$ 22,865.92 |
| 573 Title V Innovative Programs | \$ 2,789.42 | \$ 700.00 | \$ 2,089.42 |
| 584 Title IV Safe & Drug Free Schools | \$ 3,308.80 | \$ 1,760.97 | \$ 1,547.83 |
| 590 Title II A Improving Teacher Quality | \$ 10,230.03 | \$ 2,650.29 | \$ 7,579.74 |
| 599 Title II D Technology | \$ 1,125.00 | \$ 699.99 | \$ 425.01 |
| TOTAL FEDERAL GRANTS | \$ 45,386.24 | \$ 8,384.08 | \$ 37,002.16 |
| DEBT | | | |
| 002 Bond Retirement HB 264 | \$ - | \$ - | \$ - |
| 002 Bond Retirement State Advancement | \$ - | \$ - | \$ - |
| 002 Bond Retirement Income TANS | \$ - | \$ - | \$ - |
| 002 Bond Retirement Copperweld | \$ - | \$ - | \$ - |
| TOTAL DEBT | \$ - | \$ - | \$ - |
| CAPITAL PROJECTS | | | |
| 003 Permanent Improvement | \$ 103,074.81 | \$ 98,370.00 | \$ 4,704.81 |
| ACTIVITY FUNDS | | | |
| 300 Athletic Fund | \$ 93,592.91 | \$ 22,262.73 | \$ 71,330.18 |
| 300 Instrumental Music | \$ 5,112.97 | \$ 5,000.00 | \$ 112.97 |
| 300 Sr. High Arts Fund | \$ 0.84 | \$ - | \$ 0.84 |
| TOTAL ACTIVITY FUNDS | \$ 98,706.72 | \$ 27,262.73 | \$ 71,443.99 |
| ENTERPRISE | | | |
| 006 Cafeteria | \$ 9,985.54 | \$ 614.15 | \$ 9,371.39 |
| TRUST FUNDS | | | |
| 007 Scholarship & Memorial Funds | \$ 308,441.97 | \$ 204.54 | \$ 308,237.43 |
| 008 Endowment & Scholarship Funds | \$ 296,197.72 | \$ - | \$ 296,197.72 |
| TOTAL TRUST FUNDS | \$ 604,639.69 | \$ 204.54 | \$ 604,435.15 |
| CONSUMMABLE FEES | | | |
| 009 Classroom Supplies & Workbooks, Sr. High | \$ 11,388.69 | \$ 3,405.68 | \$ 7,983.01 |
| 009 Classroom Supplies & Workbooks, Middle School | \$ 9,363.72 | \$ 571.50 | \$ 8,792.22 |
| 009 Classroom Supplies - Auburn | \$ 8,878.27 | \$ 1,542.96 | \$ 7,335.31 |
| 009 Classroom Supplies Central | \$ 6,854.88 | \$ 6,648.63 | \$ 206.25 |
| 009 Classroom Supplies - Dowds | \$ 6,230.75 | \$ 1,640.25 | \$ 4,590.50 |
| TOTAL CONSUMMABLE FEES | \$ 42,716.31 | \$ 13,809.02 | \$ 28,907.29 |
| ROTARY FUNDS | | | |
| 014 Internal Service | \$ 511.04 | \$ - | \$ 511.04 |
| 014 Central Sixth Grade | \$ 9,142.34 | \$ 9,142.34 | \$ - |
| TOTAL ROTARY FUNDS | \$ 9,653.38 | \$ 9,142.34 | \$ 511.04 |
| 024 EMPLOYEE HEALTH LIABILITY | \$ 66,191.99 | \$ - | \$ 66,191.99 |
| TRUST AND AGENCY | | | |
| 200 Mad Dog Gym | \$ 594.70 | \$ - | \$ 594.70 |
| 200 Middle School Athletics | \$ 1,747.15 | \$ - | \$ 1,747.15 |
| 200 Whippet Theatre | \$ (44.28) | \$ - | \$ (44.28) |
| 200 FFA | \$ 19,567.18 | \$ 9,721.23 | \$ 9,845.95 |
| 200 International Club | \$ 592.23 | \$ - | \$ 592.23 |
| 200 Key Club | \$ 525.48 | \$ 43.33 | \$ 482.15 |
| 200 M.H. Classes | \$ 662.24 | \$ 397.94 | \$ 264.30 |
| 200 Middle, High, Central & Dowds School Student Council | \$ 3,069.77 | \$ 80.00 | \$ 2,989.77 |
| 200 Publications | \$ 6,898.39 | \$ 1,100.00 | \$ 5,798.39 |
| 200 Paws Press | \$ 104.54 | \$ - | \$ 104.54 |
| 200 Destination Stardom | \$ 9,866.12 | \$ 62.00 | \$ 9,804.12 |
| 200 Middle School Yearbook | \$ 1,859.58 | \$ - | \$ 1,859.58 |
| 200 OWA/OWE High School | \$ 5,983.71 | \$ 2,101.11 | \$ 3,882.60 |
| 200 Quest | \$ 2,398.26 | \$ - | \$ 2,398.26 |
| 200 Guidance | \$ 6,474.37 | \$ - | \$ 6,474.37 |
| 200 Class of 2007 | \$ 4,711.84 | \$ 938.77 | \$ 3,773.07 |
| 200 Class of 2008 | \$ 7,082.23 | \$ 1,685.69 | \$ 5,396.54 |
| 200 Class of 2009 | \$ 1,728.00 | \$ - | \$ 1,728.00 |
| 200 Class of 2010 | \$ 947.00 | \$ - | \$ 947.00 |
| 200 Middle School Library | \$ 2,245.08 | \$ - | \$ 2,245.08 |
| 200 Johnson Island Trip, Central | \$ - | \$ - | \$ - |
| TOTAL TRUST AND AGENCY | \$ 77,013.59 | \$ 16,130.07 | \$ 60,883.52 |
| TOTAL CASH | \$ 2,185,795.44 | \$ 385,161.43 | \$ 1,800,634.01 |

SHELBY CITY SCHOOLS
Operating Results - 2007

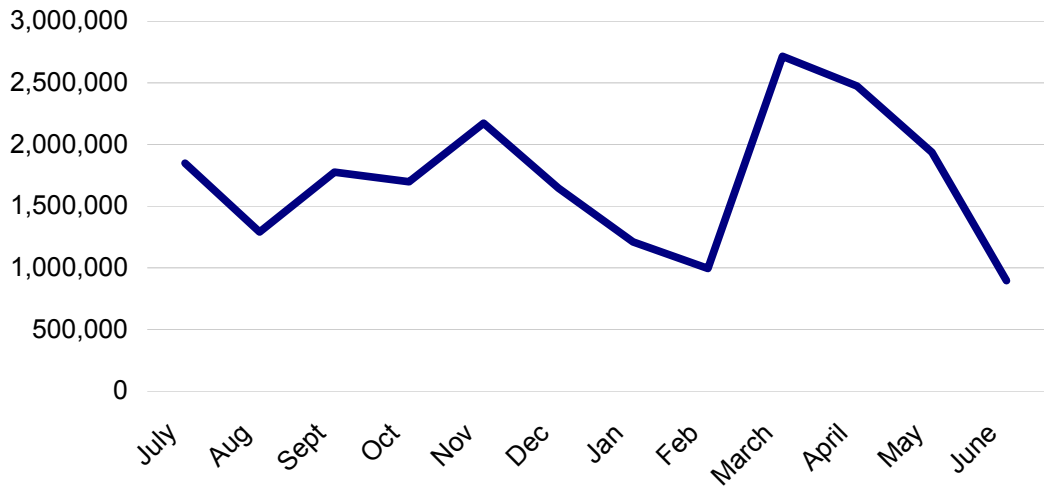
Cash Flows



Period Cash Flow



Period Ending Cash

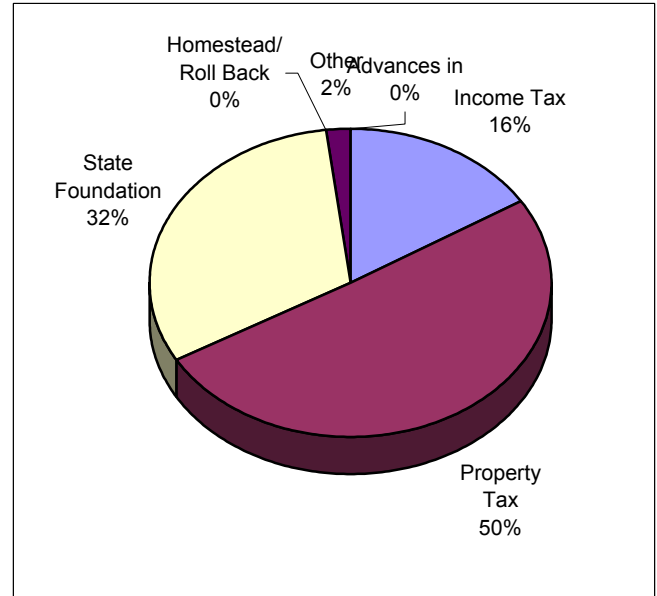


SHELBY CITY SCHOOLS

Operating Results - 2007

Cash Inflows

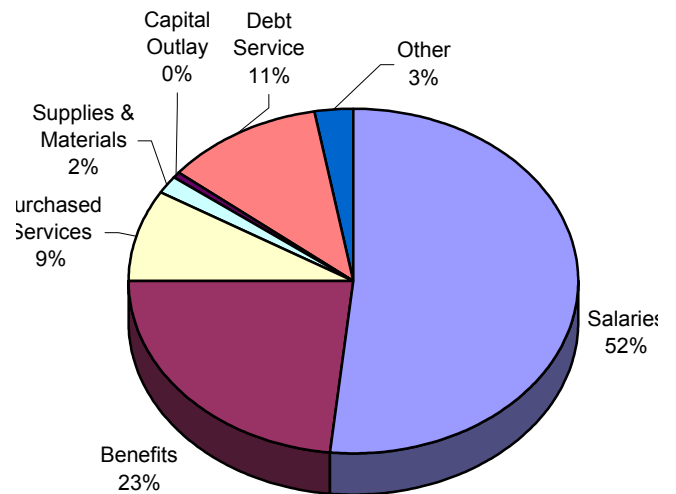
Property Tax makes up half of the district's general fund revenues. The income tax, which began to be collected in Fiscal Year 2006, now accounts for 16% of income. The State of Ohio contributes 32% and other sources such as open enrollment, interest and fees account for 2%.



Cash Outflows

Salaries and Benefits combined are 75% of the district's operating budget. Many districts spend 80% or more of their general fund budgets on this category, given that it would appear that Shelby has managed personnel costs well. Capital outlay has been minimal, with necessary items funded by Permanent Improvement receipts. In the future the district will look to funding more routine capital expenditures through the general fund.

Debt service which accounted for 11% of expenses in 2007 should be much lower in fiscal year 2008 as the larger of the state advances made in 2005 has been fully paid.



-- Options Summary --

Appropriation Accounts
 Summary or detail report? (S,D) D
 Output file: APPSUM.TXT
 Type: CSV
 Print options page? (Y,N) Y
 Report heading: File Report on Appropriations June 2007
 Sort options: FD
 Subtotal options: FD
 Split Expendable, YTD column or PTD column? (S,Y,P) S
 Exclude accounts with zero amounts? (Y,N) N
 Include future encumbrance amounts? (Y,N) Y
 Include requisitioned amounts? (Y,N) N
 Include accounts which are no longer active? (Y,N,I) Y

BAT_ACTSUM executed by SHELBY_EA on node NCOCC0:: at 3-JUL-2007 09:11:53.51

Date: 07/03/07
 Page: 1
 Time: 9:11 am
 (APPSUM)

SHELBY CITY SCHOOLS
 Appropriation Account Summary

SORTED BY FUND
 File Report on Appropriations June 2007

| Account Number | Description | | FYTD | MTD | Current + | FYTD |
|--------------------------|--------------|---|--------------|--------------|--------------|-----------|
| FUND FUNC OBJ SCC SUBJ | OU | IL JOB | FYTD | Actual | Future | Remaining |
| | Prior FY | | Actual | Expenditures | Encumbrances | Balance |
| FYTD | Carryover | | Expendable | Expenditures | Encumbrances | Balance |
| Percent | Appropriated | | Expendable | Expenditures | Encumbrances | Balance |
| Exp/Enc | | | | | | |
| 001 1100 100 0000 000000 | 000 00 000 | REG INSTRUCTION CERT SALARY | 5,107,182.00 | 5,179,911.55 | 611,895.15 | 0.00 |
| 72,729.55- | 101.42 | | 0.00 | | | |
| 001 1100 200 0000 000000 | 000 00 000 | REG INSTRUCTION EMPLOYEE BENEFITS | 1,855,355.18 | 2,183,105.06 | 181,417.80 | 0.00 |
| 316,826.54- | 116.98 | | 10,923.34 | | | |
| 001 1100 400 0000 000000 | 000 00 000 | REG INSTRUCTION PURCHASED SERVICES | 326,153.00 | 434,046.53 | 39,078.09 | 0.00 |
| 99,680.73- | 129.81 | | 8,212.80 | | | |
| 001 1100 500 0000 000000 | 000 00 000 | REG INSTRUCTION SUPPLIES | 31,613.50 | 20,738.10 | 11,861.91 | 10,321.68 |
| 553.72 | 98.25 | | 0.00 | | | |
| 001 1200 100 0000 000000 | 000 00 000 | SPECIAL INSTRUCTION CERT SALARY | 946,262.00 | 944,349.04 | 112,773.85 | 0.00 |
| 1,912.96 | 99.80 | | 0.00 | | | |
| 001 1200 200 0000 000000 | 000 00 000 | SPECIAL INSTRUCTION EMPLOYEE BENEFITS | 430,196.00 | 474,646.87 | 40,804.94 | 0.00 |
| 42,681.67- | 109.88 | | 1,769.20 | | | |
| 001 1200 400 0000 000000 | 000 00 000 | SPECIAL INSTRUCTION PURCHASED SERVICES | 390,200.00 | 248,677.27 | 10,493.93 | 36,950.56 |
| 157,011.97 | 64.53 | | 52,439.80 | | | |
| 001 1200 500 0000 000000 | 000 00 000 | SPECIAL INSTRUCTION SUPPLIES | 2,275.00 | 4,096.44 | 121.26 | 282.50 |
| 1,281.49 | 68.72 | | 1,821.44 | | | |
| 001 1200 800 0000 000000 | 000 00 000 | SPECIAL INSTRUCTION OTHER OBJECTS | 1,000.00 | 998.79 | 0.00 | 0.00 |
| 1.21 | 99.88 | | 0.00 | | | |
| 001 1300 100 0000 000000 | 000 00 000 | VOCATIONAL INSTRUCT CERT SALARY | 154,129.00 | 130,184.76 | 14,864.83 | 0.00 |
| 23,944.24 | 84.46 | | 0.00 | | | |
| 001 1300 200 0000 000000 | 000 00 000 | VOCATIONAL INSTRUCT EMPLOYEE BENEFITS | 66,417.00 | 51,773.03 | 4,375.31 | 0.00 |
| 14,925.97 | 77.62 | | 282.00 | | | |
| 001 1300 400 0000 000000 | 000 00 000 | VOCATIONAL INSTRUCT PURCHASED SERVICES | 0.00 | 0.00 | 0.00 | 0.00 |
| 0.00 | 0.00 | | 0.00 | | | |
| 001 1300 500 0000 000000 | 000 00 000 | GENERAL VOCATIONAL INSTRUCT SUPPLY/MATERIAL | 6,000.00 | 10,520.73 | 7,466.92 | 0.00 |
| 4,520.73- | 175.35 | | 0.00 | | | |
| 001 1300 700 0000 000000 | 000 00 000 | GENERAL VOCATIONAL INSTRUCT CAPITAL OUTLAY-RE | 19,000.00 | 13,714.43 | 0.00 | 8,809.55 |
| 3,523.98- | 118.55 | | 0.00 | | | |
| 001 1900 400 0000 000000 | 000 00 000 | TUITION TO OTHER DISTRICTS | 88,000.00 | 2,447.98 | 200.00 | 0.00 |
| | | | 1,875.00 | | | |

87,427.02 2.72
 001 2100 100 0000 000000 000 00 000 PUPIL SUPPORT SERVICES SALARY
 392,284.00 0.00 392,284.00 383,640.06 44,004.25 0.00
 8,643.94 97.80

Date: 07/03/07
 Page: 2
 Time: 9:11 am
 (APPSUM)

SHELBY CITY SCHOOLS
 Appropriation Account Summary

SORTED BY FUND
 File Report on Appropriations June 2007

| Account Number | Description | | FYTD | MTD | Current + | FYTD |
|--------------------------|--------------|---|--------------|--------------|--------------|-----------|
| FUND FUNC OBJ SCC SUBJ | OU | IL JOB | FYTD | Actual | Future | Remaining |
| Exp/Enc | Prior FY | | Actual | Actual | Encumbrances | Balance |
| Percent | Carryover | | Expenditures | Expenditures | | |
| FYTD | FYTD | FYTD | | | | |
| Appropriated | Encumbrances | Expendable | | | | |
| 001 2100 200 0000 000000 | 000 00 000 | PUPIL SUPPORT SERVICES EMPLOYEE BENEFITS | 179,685.00 | 13,543.29 | 0.00 | |
| 28,855.05 | 84.02 | | 877.50 | | | |
| 001 2100 400 0000 000000 | 000 00 000 | PUPIL SUPPORT SERVICES PURCHASED SERVICES | 125,000.00 | 0.00 | 0.00 | |
| 23,589.66- | 118.37 | | 3,446.00 | | | |
| 001 2100 500 0000 000000 | 000 00 000 | PUPIL SUPPORT SERVICES SUPPLIES | 500.00 | 0.00 | 105.00 | |
| 395.00 | 21.00 | | 0.00 | | | |
| 001 2100 600 0000 000000 | 000 00 000 | GENERAL GUIDANCE EQUIPMENT | 0.00 | 0.00 | 0.00 | |
| 0.00 | 0.00 | | 0.00 | | | |
| 001 2100 800 0000 000000 | 000 00 000 | HEALTH SERVICE OTHER EXPENSE | 150.00- | 246.00 | 0.00 | |
| 690.23- | 360.15- | | 0.00 | 540.23 | | |
| 001 2200 100 0000 000000 | 000 00 000 | INSTRUCT STAFF SUPPORT SALARY | 423,876.00 | 51,266.98 | 0.00 | |
| 32,548.24 | 92.32 | | 0.00 | | | |
| 001 2200 200 0000 000000 | 000 00 000 | INSTRUCT STAFF SUPPORT EMPLOYEE BENEFITS | 350,310.00 | 31,415.75 | 0.00 | |
| 142,574.72 | 59.80 | | 4,328.43 | | | |
| 001 2200 400 0000 000000 | 000 00 000 | INSTRUCT STAFF SUPPORT PURCHASED SERVICES | 34,200.00 | 1,597.26 | 757.93 | |
| 17,412.55- | 144.94 | | 4,542.99 | | | |
| 001 2200 500 0000 000000 | 000 00 000 | INSTRUCT STAFF SUPPORT SUPPLIES | 6,780.00 | 2,641.61 | 591.13 | |
| 280.00 | 97.15 | | 3,038.00 | | | |
| 001 2200 600 0000 000000 | 000 00 000 | GENERAL SUPP SERV-INSTRUCT STAFF CAPITAL OUTL | 5,000.00 | 1,144.33 | 0.00 | |
| 1,194.00 | 76.12 | | 0.00 | 3,806.00 | | |
| 001 2300 100 0000 000000 | 000 00 000 | BD OF EDUCATION COMPENSATION | 11,886.00 | 625.00 | 0.00 | |
| 1,739.00- | 114.63 | | 0.00 | | | |
| 001 2300 200 0000 000000 | 000 00 000 | BD OF EDUCATION BENEFITS | 3,159.00 | 100.15 | 0.00 | |
| 335.51 | 89.38 | | 0.00 | 2,823.49 | | |
| 001 2300 400 0000 000000 | 000 00 000 | BD OF EDUCATION PURCHASED SERVICES | 31,300.00 | 2,129.00 | 730.00 | |
| 14,196.53- | 124.98 | | 25,535.00 | | | |
| 001 2300 500 0000 000000 | 000 00 000 | BD OF EDUCATION SUPPLIES | 100.00 | 0.00 | 0.00 | |
| 1,526.49- | 0.00 | | 0.00 | 1,626.49 | | |
| 001 2300 800 0000 000000 | 000 00 000 | BD OF EDUCATION OTHER EXPENSE | 11,100.00 | 1,388.50 | 0.00 | |
| 3,371.00 | 69.63 | | 0.00 | 7,729.00 | | |
| 001 2400 100 0000 000000 | 000 00 000 | GEN ADMINISTRATION SALARY | 786,406.00 | 84,885.81 | 0.00 | |
| 25,974.29 | 96.70 | | 0.00 | 760,431.71 | | |

Date: 07/03/07
 Page: 3
 Time: 9:11 am
 (APPSUM)

SHELBY CITY SCHOOLS
 Appropriation Account Summary

SORTED BY FUND
 File Report on Appropriations June 2007

Account Number Description

| | | | | | | APPSUM.TXT | | | | | |
|--------------------------|------------|--|--|----------|------------|------------|-----------|--|--|--|----------|
| 28,718.70 | 305,101.00 | | | 125.00 | 305,226.00 | 276,507.30 | 22,948.56 | | | | 0.00 |
| 001 2800 400 0000 000000 | 90.59 | | | | | | | | | | |
| 7,549.63 | 13,850.00 | | | 2,811.00 | 16,661.00 | 8,319.37 | 172.00 | | | | 792.00 |
| 001 2800 500 0000 000000 | 54.69 | | | | | | | | | | |
| 12,812.05- | 91,651.00 | | | 8,164.00 | 99,815.00 | 107,322.02 | 3,530.65 | | | | 5,305.03 |
| 001 2900 400 0000 000000 | 112.84 | | | | | | | | | | |
| 12,090.60- | 45,000.00 | | | 120.00 | 45,120.00 | 57,210.60 | 0.00 | | | | 0.00 |
| 001 2900 500 0000 000000 | 126.80 | | | | | | | | | | |
| 0.00 | 0.00 | | | 0.00 | 0.00 | 0.00 | 0.00 | | | | 0.00 |
| 001 2900 800 0000 000000 | 0.00 | | | 0.00 | 0.00 | 0.00 | 0.00 | | | | 0.00 |
| 0.00 | 0.00 | | | 0.00 | 0.00 | 0.00 | 0.00 | | | | 0.00 |
| 001 4100 100 0000 000000 | 21,331.00 | | | 0.00 | 21,331.00 | 21,932.39 | 3,596.75 | | | | 0.00 |
| 601.39- | 102.82 | | | | | | | | | | |
| 001 4100 200 0000 000000 | 9,403.00 | | | 24.50 | 9,427.50 | 10,390.48 | 1,070.37 | | | | 0.00 |
| 962.98- | 110.21 | | | | | | | | | | |
| 001 4100 400 0000 000000 | 0.00 | | | 0.00 | 0.00 | 0.00 | 0.00 | | | | 0.00 |
| 0.00 | 0.00 | | | 0.00 | 0.00 | 0.00 | 0.00 | | | | 0.00 |
| 001 4500 100 0000 000000 | 250,074.00 | | | 0.00 | 250,074.00 | 248,553.43 | 36,618.21 | | | | 0.00 |
| 1,520.57 | 99.39 | | | | | | | | | | |
| 001 4500 200 0000 000000 | 114,712.00 | | | 535.22 | 115,247.22 | 97,275.71 | 9,195.18 | | | | 0.00 |
| 17,971.51 | 84.41 | | | | | | | | | | |
| 001 4500 400 0000 000000 | 0.00 | | | 0.00 | 0.00 | 0.00 | 0.00 | | | | 0.00 |
| 0.00 | 0.00 | | | 0.00 | 0.00 | 0.00 | 0.00 | | | | 0.00 |
| 001 4500 500 0000 000000 | 0.00 | | | 3,040.88 | 3,040.88 | 3,049.86 | 0.00 | | | | 0.00 |
| 8.98- | 100.30 | | | | | | | | | | |
| 001 4600 100 0000 000000 | 18,437.00 | | | 0.00 | 18,437.00 | 19,955.56 | 3,082.74 | | | | 0.00 |
| 1,518.56- | 108.24 | | | | | | | | | | |

Date: 07/03/07
Page: 5
Time: 9:11 am
(APPSUM)

SHELBY CITY SCHOOLS
Appropriation Account Summary

SORTED BY FUND
File Report on Appropriations June 2007

| Account Number | | Description | | | | | | | | | |
|----------------|--------|-------------|------|--------------|------------|--------------|--------------|--------------|--------------|-----------|-----------|
| FUND | FUNC | OBJ | SCC | SUBJ | OU | IL | JOB | FYTD | MTD | Current + | FYTD |
| | | | | Prior FY | | | Actual | Actual | Future | Remaining | |
| | | | | Carryover | FYTD | Actual | Actual | Encumbrances | Encumbrances | Balance | |
| | | | | Encumbrances | Expendable | Expenditures | Expenditures | | | | |
| | | | | Exp/Enc | | | | | | | |
| 001 | 4600 | 200 | 0000 | 000000 | 000 | 00 | 000 | | | | |
| | | | | | | | | 6,768.00 | 27.67 | 6,795.67 | 6,777.90 |
| | | | | | | | | | | 698.59 | 0.00 |
| 17.77 | 99.74 | | | | | | | | | | |
| 001 | 4600 | 400 | 0000 | 000000 | 000 | 00 | 000 | | | | |
| | | | | | | | | 619.00 | 0.00 | 619.00 | 0.00 |
| | | | | | | | | | | 0.00 | 0.00 |
| 619.00 | 0.00 | | | | | | | | | | |
| 001 | 7400 | 900 | 0000 | 000000 | 000 | 00 | 000 | | | | |
| | | | | | | | | 10,000.00 | 0.00 | 10,000.00 | 10,000.00 |
| | | | | | | | | | | | 0.00 |
| 0.00 | 100.00 | | | | | | | | | | |
| 001 | 1100 | 100 | 9003 | 000000 | 000 | 00 | 000 | | | | |
| | | | | | | | | 0.00 | 0.00 | 0.00 | 0.00 |
| | | | | | | | | | | | 0.00 |
| 0.00 | 0.00 | | | | | | | | | | |
| 001 | 1100 | 200 | 9003 | 000000 | 000 | 00 | 000 | | | | |
| | | | | | | | | 0.00 | 0.00 | 0.00 | 0.00 |
| | | | | | | | | | | | 0.00 |
| 0.00 | 0.00 | | | | | | | | | | |
| 001 | 1100 | 400 | 9003 | 000000 | 000 | 00 | 000 | | | | |
| | | | | | | | | 0.00 | 0.00 | 0.00 | 0.00 |
| | | | | | | | | | | | 0.00 |
| 0.00 | 0.00 | | | | | | | | | | |
| 001 | 1100 | 500 | 9003 | 000000 | 000 | 00 | 000 | | | | |
| | | | | | | | | 0.00 | 0.00 | 0.00 | 0.00 |
| | | | | | | | | | | | 0.00 |
| 0.00 | 0.00 | | | | | | | | | | |

| APPSUM.TXT | | | | | | | | | | | | | | |
|------------------------------------|---------------|-----|------|--------|-----|----|-----|------------|---|---------------|--------------|------|------------|------|
| 001 | 1100 | 600 | 9003 | 000000 | 000 | 00 | 000 | 0.00 | GENERAL REG INSTRUCTION CAPITAL OUTLAY | 0.00 | 0.00 | 0.00 | 0.00 | 0.00 |
| 0.00 | 0.00 | | | | | | | | | | | | | |
| 001 | 1200 | 800 | 9006 | 000000 | 000 | 00 | 000 | 0.00 | GENERAL SPEC INSTRUCT MISCELLANEOUS OBJECT | 0.00 | 0.00 | 0.00 | 0.00 | 0.00 |
| 0.00 | 0.00 | | | | | | | | | | | | | |
| 001 | 2800 | 500 | 9098 | 000000 | 000 | 00 | 000 | 0.00 | GENERAL SUPPORT SERV-PUPIL TRANSPOR SUPPLY/MA | 0.00 | 0.00 | 0.00 | 0.00 | 0.00 |
| 0.00 | 0.00 | | | | | | | | | | | | | |
| 001 | 2800 | 700 | 9098 | 000000 | 000 | 00 | 000 | 10,075.42 | GENERAL SUPPORT SERV-PUPIL TRANSPOR CAPITAL O | 10,075.42 | 10,075.42 | 0.00 | 0.00 | 0.00 |
| 0.00 | 100.00 | | | | | | | | | | | | | |
| *****TOTAL FOR FUND 001 (GENERAL): | | | | | | | | | | | | | | |
| Ex Tr/Ad | 15,702,141.90 | | | | | | | 266,266.71 | 15,968,408.61 | 15,845,952.19 | 1,617,213.41 | | 121,812.25 | |
| 644.17 | 100.00 | | | | | | | | | | | | | |
| In Tr/Ad | 15,712,141.90 | | | | | | | 266,266.71 | 15,978,408.61 | 15,855,952.19 | 1,627,213.41 | | 121,812.25 | |
| 644.17 | 100.00 | | | | | | | | | | | | | |

| | | | | | | | | | | | | | | |
|------------|--------|-----|------|--------|-----|----|-----|--------------|---|--------------|--------------|------------|------|------|
| 002 | 6100 | 810 | 9002 | 000000 | 000 | 00 | 000 | 105,000.00 | BOND RETIRE REPAYMENT OF DEBT SERIAL BONDS | 105,000.00 | 105,000.00 | 0.00 | 0.00 | 0.00 |
| 0.00 | 100.00 | | | | | | | | | | | | | |
| 002 | 6100 | 820 | 9002 | 000000 | 000 | 00 | 000 | 37,472.50 | BOND RETIRE REPAYMENT OF DEBT ENERGY CONSERV | 37,472.50 | 37,485.00 | 0.00 | 0.00 | 0.00 |
| 12.50- | 100.03 | | | | | | | | | | | | | |
| 002 | 6100 | 810 | 9004 | 000000 | 000 | 00 | 000 | 1,626,787.00 | BOND RETIRE REPAYMENT OF DEBT REDEMPTION OF P | 1,626,787.00 | 1,639,598.92 | 135,541.68 | 0.00 | 0.00 |
| 12,811.92- | 100.79 | | | | | | | | | | | | | |

Date: 07/03/07
Page: 6
Time: 9:11 am
(APPSUM)

SHELBY CITY SCHOOLS
Appropriation Account Summary

SORTED BY FUND
File Report on Appropriations June 2007

| Account Number | Description | | | | | | | | | | FYTD | MTD | Current + | FYTD |
|--|--------------|-----|------|----------|--------------|------------|--------------|--------------|---|--------------|------------|----------|-----------|-----------|
| FUND FUNC OBJ SCC SUBJ | OU | IL | JOB | Prior FY | | | | | | FYTD | Actual | Actual | Future | Remaining |
| FYTD | | | | | Carryover | FYTD | Actual | Actual | Future | Remaining | | | | |
| Percent | | | | | Encumbrances | Expendable | Expenditures | Expenditures | Encumbrances | Balance | | | | |
| Exp/Enc | | | | | | | | | | | | | | |
| 002 | 6100 | 810 | 9005 | 000000 | 000 | 00 | 000 | 170,000.00 | BOND RETIRE REPAYMENT OF DEBT REDEMPTION OF P | 170,000.00 | 170,000.00 | 0.00 | 0.00 | 0.00 |
| 0.00 | 100.00 | | | | | | | | | | | | | |
| 002 | 6100 | 820 | 9005 | 000000 | 000 | 00 | 000 | 39,528.00 | BOND RETIRE REPAYMENT OF DEBT INTEREST | 39,528.00 | 39,802.50 | 0.00 | 0.00 | 0.00 |
| 274.50- | 100.69 | | | | | | | | | | | | | |
| 002 | 6100 | 810 | 9006 | 000000 | 000 | 00 | 000 | 0.00 | BOND RETIREMENT Principal Copperweld Bk. | 0.00 | 0.00 | 0.00 | 0.00 | 0.00 |
| 0.00 | 0.00 | | | | | | | | | | | | | |
| 002 | 6100 | 820 | 9006 | 000000 | 000 | 00 | 000 | 78,593.52 | BOND RETIRE REPAYMENT OF DEBT INTEREST | 78,593.52 | 65,494.60 | 6,549.46 | 0.00 | 0.00 |
| 13,098.92 | 83.33 | | | | | | | | | | | | | |
| *****TOTAL FOR FUND 002 (BOND RETIREMENT): | | | | | | | | | | | | | | |
| Ex Tr/Ad | 2,057,381.02 | | | | | | | 0.00 | 2,057,381.02 | 2,057,381.02 | 142,091.14 | | 0.00 | |
| 0.00 | 100.00 | | | | | | | | | | | | | |
| In Tr/Ad | 2,057,381.02 | | | | | | | 0.00 | 2,057,381.02 | 2,057,381.02 | 142,091.14 | | 0.00 | |
| 0.00 | 100.00 | | | | | | | | | | | | | |

| | | | | | | | | | | | | | | |
|----------|--------|-----|------|--------|-----|----|-----|-----------|---|-----------|----------|-------|------|------|
| 003 | 1100 | 500 | 0000 | 000000 | 000 | 00 | 000 | 392.98 | PERM IMPROVE REG INSTRUCTION SUPPLY/MATERIAL | 392.98 | 392.98 | 0.00 | 0.00 | 0.00 |
| 0.00 | 100.00 | | | | | | | | | | | | | |
| 003 | 1100 | 600 | 0000 | 000000 | 000 | 00 | 000 | 0.00 | PERM IMPROVE REG INSTRUCTION EQUIPMENT | 0.00 | 0.00 | 0.00 | 0.00 | 0.00 |
| 0.00 | 0.00 | | | | | | | | | | | | | |
| 003 | 2200 | 600 | 0000 | 000000 | 000 | 00 | 000 | 12,295.49 | PERM IMPROVE COMPUTER-ASSIST INSTR EQUIPMENT | 12,295.49 | 7,067.66 | 38.87 | 0.00 | 0.00 |
| 5,227.83 | 57.48 | | | | | | | | | | | | | |
| 003 | 2500 | 800 | 0000 | 000000 | 000 | 00 | 000 | 5,685.10 | PERM IMPROVE AUD/TREAS FEES | 5,685.10 | 4,828.77 | 0.00 | 0.00 | 0.00 |
| 856.33 | 84.94 | | | | | | | | | | | | | |
| 003 | 2700 | 400 | 0000 | 000000 | 000 | 00 | 000 | 9,677.63 | PERM IMPROVE BLDG MAINT PROF/TECH SERV-CENTRA | 9,677.63 | 9,677.50 | 0.00 | 0.00 | 0.00 |
| 0.13 | 100.00 | | | | | | | | | | | | | |

APPSUM.TXT

| | | | | | | | |
|-------------------------------------|---|-----------|-----------|-----------|-----------|------|------|
| 003 2700 500 0000 000000 000 00 000 | PERM IMPROVE OPERATION/MAINT OF PLANT OPER, M | 3,479.00 | 4,050.80 | 7,529.80 | 4,154.83 | 0.00 | 0.00 |
| 3,374.97 | | 55.18 | | | | | |
| 003 2700 600 0000 000000 000 00 000 | PERM IMPROVE OPERATION/MAINT OF PLANT CAPITAL | 1,602.00 | 4,500.00 | 6,102.00 | 4,601.89 | 0.00 | 0.00 |
| 1,500.11 | | 75.42 | | | | | |
| 003 2700 700 0000 000000 000 00 000 | PERM IMPROVE OPERATION/MAINT OF PLANT CAPITAL | 23,510.00 | 15,778.00 | 39,288.00 | 37,784.60 | 0.00 | 0.00 |
| 1,503.40 | | 96.17 | | | | | |
| 003 2800 700 0000 000000 000 00 000 | PERM IMPROVE SUPPORT SERV-PUPIL TRANSPOR CAPI | 50,000.00 | 0.00 | 50,000.00 | 50,000.00 | 0.00 | 0.00 |
| 0.00 | | 100.00 | | | | | |
| 003 4100 700 0000 000000 000 00 000 | PERM IMPROVE ACADEMIC/SUBJECT ORIENTED CAPITA | 11,354.43 | 0.00 | 11,354.43 | 11,354.43 | 0.00 | 0.00 |
| 0.00 | | 100.00 | | | | | |

Date: 07/03/07
Page: 7
Time: 9:11 am
(APPSUM)

SHELBY CITY SCHOOLS
Appropriation Account Summary

SORTED BY FUND
File Report on Appropriations June 2007

| Account Number | Description | | FYTD | MTD | Current + | FYTD |
|--|---|--------------|--------------|--------------|--------------|--------------|
| FUND FUNC OBJ SCC SUBJ | OU | IL JOB | FYTD | Actual | Future | Remaining |
| | | Prior FY | Actual | Actual | Encumbrances | Balance |
| FYTD | FYTD | Carryover | FYTD | Actual | Actual | Encumbrances |
| Percent | Appropriated | Encumbrances | Expendable | Expenditures | Expenditures | Encumbrances |
| Exp/Enc | | | | | | |
| 003 5200 700 0000 000000 000 00 000 | PERM IMPROVE SITE IMPROVEMENT REPLACE OTHER T | 0.00 | 138,825.00 | 39,550.00 | 0.00 | 98,370.00 |
| 905.00 | 99.35 | | | | | |
| 003 5500 600 0000 000000 000 00 000 | PERM IMPROVE BLDG ACQUISITION/CONSTRUCT BUILD | 0.00 | 0.00 | 0.00 | 0.00 | 0.00 |
| 0.00 | 0.00 | | | | | |
| 003 5900 600 0000 000000 000 00 000 | LAND/BUILDING ACQUISITION/IMPROVEMENTS | 24,783.37 | 74,783.37 | 74,550.80 | 0.00 | 0.00 |
| 232.57 | 99.69 | | | | | |
| 003 7400 900 0000 000000 000 00 000 | PERM IMPROVE ADVANCES OUT OTHER USES OF FUNDS | 0.00 | 0.00 | 0.00 | 0.00 | 0.00 |
| 0.00 | 0.00 | | | | | |
| *****TOTAL FOR FUND 003 (PERMANENT IMPROVEMENT): | | | | | | |
| Ex Tr/Ad | 306,821.63 | 49,112.17 | 355,933.80 | 243,963.46 | 38.87 | 98,370.00 |
| 13,600.34 | 96.18 | | | | | |
| In Tr/Ad | 306,821.63 | 49,112.17 | 355,933.80 | 243,963.46 | 38.87 | 98,370.00 |
| 13,600.34 | 96.18 | | | | | |
| ===== | | | | | | |
| 006 3100 100 0000 000000 000 00 000 | FOOD SERVICE SALARY | 0.00 | 324,400.00 | 304,867.03 | 37,511.78 | 0.00 |
| 19,532.97 | 93.98 | | | | | |
| 006 3100 200 0000 000000 000 00 000 | FOOD SERVICE EMPLOYEE BENEFITS | 25.00 | 215,127.00 | 240,778.15 | 22,095.52 | 0.00 |
| 25,626.15 | 111.91 | | | | | |
| 006 3100 400 0000 000000 000 00 000 | FOOD SERVICE PURCHASED SERVICES | 1,186.86 | 12,736.86 | 22,561.18 | 1,740.35 | 414.15 |
| 10,238.47 | 180.38 | | | | | |
| 006 3100 500 0000 000000 000 00 000 | FOOD SERVICE SUPPLIES/MATERIALS | 79,699.17 | 417,149.17 | 339,172.10 | 34,820.25 | 200.00 |
| 77,777.07 | 81.36 | | | | | |
| 006 3100 800 0000 000000 000 00 000 | FOOD SERVICE OTHER OBJECTS | 0.00 | 1,740.00 | 228.05 | 0.00 | 0.00 |
| 1,511.95 | 13.11 | | | | | |
| 006 7400 900 0000 000000 000 00 000 | FOOD SERVICE ADVANCES OUT OTHER USES OF FUNDS | 0.00 | 84,367.51 | 84,367.51 | 0.00 | 0.00 |
| 0.00 | 100.00 | | | | | |
| *****TOTAL FOR FUND 006 (FOOD SERVICE): | | | | | | |
| Ex Tr/Ad | 890,267.00 | 80,911.03 | 971,178.03 | 907,606.51 | 96,167.90 | 614.15 |
| 62,957.37 | 93.52 | | | | | |
| In Tr/Ad | 974,634.51 | 80,911.03 | 1,055,545.54 | 991,974.02 | 96,167.90 | 614.15 |
| 62,957.37 | 94.04 | | | | | |
| ===== | | | | | | |
| 007 1100 800 9004 000000 000 00 000 | SPECIAL TRUST STUDENT SCHOLARSHIP | 0.00 | 3,000.00 | 3,000.00 | 0.00 | 0.00 |
| 0.00 | 100.00 | | | | | |

007 1100 800 9005 000000 000 00 000 0.00 0.00 0.00 0.00 0.00 0.00 0.00 0.00 0.00
 APPSUM.TXT
 SPECIAL TRUST REG INSTRUCTION MISCELLANEOUS 0

Date: 07/03/07
 Page: 8
 Time: 9:11 am
 (APPSUM)

SHELBY CITY SCHOOLS
 Appropriation Account Summary

SORTED BY FUND
 File Report on Appropriations June 2007

| Account Number | Description | | | | FYTD | MTD | Current + | FYTD | |
|--|--------------|--------------|------------|--------------|---|--------------|-----------|-----------|--------|
| FUND FUNC OBJ SCC SUBJ | OU | IL | JOB | Prior FY | FYTD | Actual | Future | Remaining | |
| FYTD | FYTD | Carryover | FYTD | Actual | Actual | Encumbrances | Balance | | |
| Percent | Appropriated | Encumbrances | Expendable | Expenditures | Expenditures | Encumbrances | Balance | | |
| Exp/Enc | | | | | | | | | |
| 007 1100 800 9006 000000 | 000 | 00 | 000 | 0.00 | SPECIAL TRUST STUDENT SCHOLARSHIP | 500.00 | 500.00 | 0.00 | 0.00 |
| 0.00 | 100.00 | | | | | | | | |
| 007 2700 800 9007 000000 | 000 | 00 | 000 | 0.00 | SPECIAL TRUST OPERATION/MAINT OF PLANT MISCEL | 0.00 | 0.00 | 0.00 | 0.00 |
| 0.00 | 0.00 | | | | | | | | |
| 007 1100 800 9011 000000 | 000 | 00 | 000 | 0.00 | SCHOLARSHIP EXPENSES - W.H. & LAYDE MOODY | 0.00 | 0.00 | 0.00 | 0.00 |
| 0.00 | 0.00 | | | | | | | | |
| 007 1100 800 9012 000000 | 000 | 00 | 000 | 0.00 | SPECIAL TRUST REG INSTRUCTION MISCELLANEOUS 0 | 2,000.00 | 2,000.00 | 0.00 | 0.00 |
| 0.00 | 100.00 | | | | | | | | |
| 007 1100 800 9013 000000 | 000 | 00 | 000 | 0.00 | SPECIAL TRUST REG INSTRUCTION MISCELLANEOUS 0 | 0.00 | 0.00 | 0.00 | 0.00 |
| 0.00 | 0.00 | | | | | | | | |
| 007 1100 800 9014 000000 | 000 | 00 | 000 | 0.00 | SPECIAL TRUST REG INSTRUCTION MISCELLANEOUS 0 | 500.00 | 500.00 | 0.00 | 0.00 |
| 0.00 | 100.00 | | | | | | | | |
| 007 1100 800 9015 000000 | 000 | 00 | 000 | 0.00 | SPECIAL TRUST REG INSTRUCTION MISCELLANEOUS 0 | 0.00 | 500.00 | 0.00 | 0.00 |
| 500.00- | 0.00 | | | | | | | | |
| 007 1100 800 9016 000000 | 000 | 00 | 000 | 0.00 | SPECIAL TRUST REG INSTRUCTION MISCELLANEOUS 0 | 0.00 | 0.00 | 0.00 | 0.00 |
| 0.00 | 0.00 | | | | | | | | |
| 007 1100 800 9017 000000 | 000 | 00 | 000 | 0.00 | SPECIAL TRUST REG INSTRUCTION MISCELLANEOUS 0 | 0.00 | 0.00 | 0.00 | 0.00 |
| 0.00 | 0.00 | | | | | | | | |
| 007 1100 800 9018 000000 | 000 | 00 | 000 | 0.00 | Iam Paul Winters, Supply | 2,000.00 | 744.93 | 0.00 | 0.00 |
| 1,255.07 | 37.25 | | | | | | | | |
| 007 1100 600 9200 000000 | 000 | 00 | 000 | 0.00 | SPECIAL TRUST REG INSTRUCTION CAPITAL OUTLAY | 8,000.00 | 810.00 | 0.00 | 204.54 |
| 6,985.46 | 12.68 | | | | | | | | |
| 007 2200 800 9601 000000 | 000 | 00 | 000 | 0.00 | SPECIAL TRUST SUPP SERV-INSTRUCT STAFF MISCEL | 1,000.00 | 991.71 | 296.39 | 0.00 |
| 8.29 | 99.17 | | | | | | | | |
| 007 2200 800 9602 000000 | 000 | 00 | 000 | 0.00 | SPECIAL TRUST SUPP SERV-INSTRUCT STAFF MISCEL | 1,000.00 | 0.00 | 0.00 | 0.00 |
| 1,000.00 | 0.00 | | | | | | | | |
| *****TOTAL FOR FUND 007 (SPECIAL TRUST): | | | | | | | | | |
| Ex Tr/Ad | 18,000.00 | | | | 0.00 | 18,000.00 | 9,046.64 | 296.39 | 204.54 |
| 8,748.82 | 51.40 | | | | | | | | |
| In Tr/Ad | 18,000.00 | | | | 0.00 | 18,000.00 | 9,046.64 | 296.39 | 204.54 |
| 8,748.82 | 51.40 | | | | | | | | |

008 1100 800 9001 000000 000 00 000 500.00 0.00 0.00 0.00 0.00 0.00 0.00 0.00
 RHEA HORNER PRACTICAL NURSING SCHOLARSHIP

Date: 07/03/07
 Page: 9
 Time: 9:11 am
 (APPSUM)

SHELBY CITY SCHOOLS
 Appropriation Account Summary

SORTED BY FUND
 File Report on Appropriations June 2007

Account Number Description

APPSUM.TXT

966.26 0.00
 014 7200 900 9328 000000 000 00 000 ROTARY-INTERNAL SERV TRANSFER OTHER USES OF F
 900.00 0.00 900.00 966.26 0.00 0.00
 66.26- 107.36
 *****TOTAL FOR FUND 014 (ROTARY-INTERNAL SERVICES):
 Ex Tr/Ad 9,653.38 234.34 9,887.72 234.34 0.00 9,142.34
 511.04 94.83
 In Tr/Ad 10,553.38 234.34 10,787.72 1,200.60 0.00 9,142.34
 444.78 95.88

=====

| | | | | | | | |
|-------------------------------------|---|-----------|----------|-----------|-----------|----------|----------|
| 018 2100 800 9320 000000 000 00 000 | SCHL SUPP PUPIL SUPP OTHER OBJECTS-SR HI | 18,000.00 | 2,180.53 | 20,180.53 | 16,752.47 | 2,301.44 | 1,190.35 |
| 2,237.71 88.91 | | | | | | | |
| 018 2400 800 9320 000000 000 00 000 | SCHL SUPP OTHER ADMIN OTHER OBJECTS-SR HI | 2,600.00 | 0.00 | 2,600.00 | 1,612.57 | 35.00 | 875.46 |
| 111.97 95.69 | | | | | | | |
| 018 3100 500 9320 000000 000 00 000 | SCHL SUPP FOOD/SUPPLY PURCHASES-SR HI | 3,000.00 | 555.00 | 3,555.00 | 558.53 | 419.90 | 499.00 |
| 2,497.47 29.75 | | | | | | | |
| 018 1100 500 9321 000000 000 00 000 | SCHL SUPP REG INSTRUCTION SUPPLIES-AUB | 250.00 | 0.00 | 250.00 | 1,774.27 | 1,072.72 | 0.00 |
| 1,524.27- 709.71 | | | | | | | |
| 018 2100 400 9321 000000 000 00 000 | SCHL SUPP PUPIL SUPPORT PURCHASED SERVICES-AU | 2,000.00 | 0.00 | 2,000.00 | 2,614.85 | 1,006.00 | 186.99 |
| 801.84- 140.09 | | | | | | | |
| 018 2100 500 9321 000000 000 00 000 | SCHL SUPP PUPIL SUPPORT SUPPLIES-AUB | 17,500.00 | 3,775.49 | 21,275.49 | 12,521.77 | 0.00 | 0.00 |
| 8,753.72 58.86 | | | | | | | |
| 018 2100 800 9321 000000 000 00 000 | SCHL SUPP PUPIL SUPPORT OTHER OBJECTS-AUB | 1,500.00 | 0.00 | 1,500.00 | 880.64 | 39.00 | 3,286.75 |
| 2,667.39- 277.83 | | | | | | | |
| 018 2800 100 9321 000000 000 00 000 | SCHL SUPP FIELD TRIP DRIVER-AUB | 600.00 | 0.00 | 600.00 | 1,035.81 | 28.56 | 372.89 |
| 808.70- 234.78 | | | | | | | |
| 018 2800 200 9321 000000 000 00 000 | PUBLIC SCHOOL SUPPORT SUPPORT SERV-PUPIL TRAN | 0.00 | 0.00 | 0.00 | 86.73 | 4.00 | 0.00 |
| 86.73- 0.00 | | | | | | | |
| 018 3100 500 9321 000000 000 00 000 | SCHL SUPP FOOD/SUPPLY PURCHASES-AUB | 2,000.00 | 294.08 | 2,294.08 | 3,717.35 | 234.22 | 855.32 |
| 2,278.59- 199.32 | | | | | | | |
| 018 1100 500 9322 000000 000 00 000 | SCHL SUPP REG INSTRUCTION SUPPLIES-CENT | 12,000.00 | 40.98 | 12,040.98 | 9,663.29 | 733.51 | 1,069.24 |
| 1,308.45 89.13 | | | | | | | |

Date: 07/03/07
 Page: 11
 Time: 9:11 am
 (APPSUM)

SHELBY CITY SCHOOLS
 Appropriation Account Summary

SORTED BY FUND
 File Report on Appropriations June 2007

| Account Number | Description | | | FYTD | MTD | Current + | FYTD | |
|-------------------------------------|--------------|--------------|------------|---|--------------|--------------|-----------|----------|
| FUND FUNC OBJ SCC SUBJ | OU | IL JOB | Prior FY | | | Future | Remaining | |
| FYTD | FYTD | Carryover | FYTD | Actual | Actual | Encumbrances | Balance | |
| Percent | Appropriated | Encumbrances | Expendable | Expenditures | Expenditures | | | |
| Exp/Enc | | | | | | | | |
| 018 2100 800 9322 000000 000 00 000 | | | | PUBLIC SCHOOL SUPPORT OTHER SUPPORT SERV-PUPI | 500.00 | 403.30 | 0.00 | 0.00 |
| 96.70 80.66 | | | | | | | | |
| 018 2400 800 9322 000000 000 00 000 | | | | SCHL SUPP OTHER ADMIN EXPENSE-CENT | 100.00 | 0.00 | 0.00 | 0.00 |
| 100.00 0.00 | | | | | | | | |
| 018 2700 100 9322 000000 000 00 000 | | | | PUBLIC SCHOOL SUPPORT OPERATION/MAINT OF PLAN | 100.00 | 0.00 | 0.00 | 0.00 |
| 100.00 0.00 | | | | | | | | |
| 018 2700 200 9322 000000 000 00 000 | | | | PUBLIC SCHOOL SUPPORT OPERATION/MAINT OF PLAN | 0.00 | 0.00 | 0.00 | 0.00 |
| 0.00 0.00 | | | | | | | | |
| 018 3100 500 9322 000000 000 00 000 | | | | SCHL SUPP FOOD/SUPPLY PURCHASES-CENT | 2,250.00 | 99.76 | 2,349.76 | 0.00 |
| 2,349.76 0.00 | | | | | | | | |
| 018 1100 500 9323 000000 000 00 000 | | | | SCHL SUPP REG INSTRUCTION SUPPLIES-DOWDS | 12,000.00 | 779.70 | 12,779.70 | 9,728.15 |
| 1,113.31 91.29 | | | | | | | | |

| APPSUM.TXT | | | | | | | | | | | | | | |
|------------|--------|-----|------|--------|-----|----|-----|---|-----------|--------|-----------|-----------|----------|--------|
| 018 | 2100 | 800 | 9323 | 000000 | 000 | 00 | 000 | SCHL SUPP PUPIL SUPP AWARDS/PRIZES-DOWDS | 550.00 | 0.00 | 0.00 | 0.00 | 0.00 | 0.00 |
| 550.00 | 0.00 | | | | | | | | | | | | | |
| 018 | 2700 | 100 | 9323 | 000000 | 000 | 00 | 000 | PUBLIC SCHOOL SUPPORT OPERATION/MAINT OF PLAN | 25.00 | 0.00 | 0.00 | 0.00 | 0.00 | 0.00 |
| 25.00 | 0.00 | | | | | | | | | | | | | |
| 018 | 2700 | 200 | 9323 | 000000 | 000 | 00 | 000 | PUBLIC SCHOOL SUPPORT OPERATION/MAINT OF PLAN | 0.00 | 0.00 | 0.00 | 0.00 | 0.00 | 0.00 |
| 0.00 | 0.00 | | | | | | | | | | | | | |
| 018 | 1100 | 500 | 9324 | 000000 | 000 | 00 | 000 | SCHL SUPP REG INSTRUCTION SUPL-RUSSELL | 100.00 | 0.00 | 0.00 | 0.00 | 0.00 | 0.00 |
| 100.00 | 0.00 | | | | | | | | | | | | | |
| 018 | 1100 | 600 | 9324 | 000000 | 000 | 00 | 000 | SCHL SUPP REG INSTRUCT EQUIP - RUSSELL | 0.00 | 0.00 | 0.00 | 0.00 | 0.00 | 0.00 |
| 0.00 | 0.00 | | | | | | | | | | | | | |
| 018 | 2100 | 800 | 9324 | 000000 | 000 | 00 | 000 | SCHL SUPP PUPIL SUPPORT OTHER OBJECTS-RUSSELL | 475.00 | 377.15 | 852.15 | 158.56 | 0.00 | 0.00 |
| 693.59 | 18.61 | | | | | | | | | | | | | |
| 018 | 3100 | 500 | 9324 | 000000 | 000 | 00 | 000 | SCHL SUPP FOOD/SUPPLY PURCHASES-RUSSELL | 100.00 | 0.00 | 100.00 | 0.00 | 0.00 | 0.00 |
| 100.00 | 0.00 | | | | | | | | | | | | | |
| 018 | 7200 | 900 | 9324 | 000000 | 000 | 00 | 000 | PUBLIC SCHOOL SUPPORT TRANSFER OTHER USES OF | 3,669.59 | 0.00 | 3,669.59 | 7,088.18 | 0.00 | 0.00 |
| 3,418.59 | 193.16 | | | | | | | | | | | | | |
| 018 | 2100 | 800 | 9330 | 000000 | 000 | 00 | 000 | SCHL SUPP PUPIL SUPPORT OTHER OBJECTS-JR HI | 52,775.00 | 0.00 | 52,775.00 | 53,378.51 | 2,380.48 | 734.51 |
| 1,338.02 | 102.54 | | | | | | | | | | | | | |

Date: 07/03/07
Page: 12
Time: 9:11 am
(APPSUM)

SHELBY CITY SCHOOLS
Appropriation Account Summary

SORTED BY FUND
File Report on Appropriations June 2007

| Account Number | Description | | | | | | | | | | FYTD | MTD | Current + | FYTD |
|------------------------|--|--------------|------------|--------------|--------------|--------------|-----------|--------|-----------|--|------|-----|-----------|------|
| FUND FUNC OBJ SCC SUBJ | OU | IL | JOB | Prior FY | FYTD | Actual | Actual | Future | Remaining | | | | | |
| FYTD | FYTD | Carryover | FYTD | Actual | Actual | Future | Remaining | | | | | | | |
| Percent | Appropriated | Encumbrances | Expendable | Expenditures | Expenditures | Encumbrances | Balance | | | | | | | |
| Exp/Enc | *****TOTAL FOR FUND 018 (PUBLIC SCHOOL SUPPORT): | | | | | | | | | | | | | |
| Ex Tr/Ad | 128,425.00 | 8,102.69 | 136,527.69 | 114,886.80 | 8,994.71 | 11,008.75 | | | | | | | | |
| 10,632.14 | 92.21 | | | | | | | | | | | | | |
| In Tr/Ad | 132,094.59 | 8,102.69 | 140,197.28 | 121,974.98 | 8,994.71 | 11,008.75 | | | | | | | | |
| 7,213.55 | 94.85 | | | | | | | | | | | | | |

| | | | | | | | | | | | | | | |
|----------|--------|-----|------|--------|-----|----|-----|---|-----------|-------|-----------|----------|----------|------|
| 019 | 1100 | 800 | 9005 | 000000 | 000 | 00 | 000 | OTHER GRANT REG INSTRUCTION MISCELLANEOUS OBJ | 0.00 | 33.40 | 33.40 | 0.00 | 0.00 | 0.00 |
| 0.00 | 100.00 | | | | | | | | | | | | | |
| 019 | 1100 | 500 | 9006 | 000000 | 000 | 00 | 000 | SIRI Grant 2007 | 20,000.00 | 0.00 | 13,933.50 | 4,028.03 | 2,076.26 | |
| 3,990.24 | 80.05 | | | | | | | | | | | | | |
| 019 | 7200 | 900 | 9006 | 000000 | 000 | 00 | 000 | SIRI Grant Transfer Out | 0.00 | 0.00 | 0.00 | 0.00 | 0.00 | 0.00 |
| 0.00 | 0.00 | | | | | | | | | | | | | |
| 019 | 1100 | 400 | 9007 | 000000 | 000 | 00 | 000 | Johnsons Island 2007 | 1,000.00 | 0.00 | 112.79 | 0.00 | 0.00 | 0.00 |
| 887.21 | 11.28 | | | | | | | | | | | | | |
| 019 | 1100 | 500 | 9007 | 000000 | 000 | 00 | 000 | Johnsons Island 2007 Supplies | 0.00 | 0.00 | 0.00 | 0.00 | 0.00 | 0.00 |
| 0.00 | 0.00 | | | | | | | | | | | | | |
| 019 | 2400 | 800 | 9016 | 000000 | 000 | 00 | 000 | SPECIAL TRUST SUPPORT SERV-ADMIN MISCELLANEOU | 500.00 | 0.00 | 0.00 | 0.00 | 0.00 | 0.00 |
| 500.00 | 0.00 | | | | | | | | | | | | | |
| 019 | 1100 | 800 | 9103 | 000000 | 000 | 00 | 000 | OTHER GRANT REG INSTRUCTION MISCELLANEOUS OBJ | 0.00 | 0.00 | 0.00 | 0.00 | 0.00 | 0.00 |
| 0.00 | 0.00 | | | | | | | | | | | | | |
| 019 | 7200 | 900 | 9103 | 000000 | 000 | 00 | 000 | OTHER GRANT TRANSFER OTHER USES OF FUNDS | 0.00 | 0.00 | 0.00 | 0.00 | 0.00 | 0.00 |
| 0.00 | 0.00 | | | | | | | | | | | | | |
| 019 | 1100 | 500 | 9107 | 000000 | 000 | 00 | 000 | MARTHA HOLDEN JENNINGS | 901.00 | 0.00 | 0.00 | 0.00 | 0.00 | 0.00 |
| 901.00 | 0.00 | | | | | | | | | | | | | |
| 019 | 1100 | 800 | 9113 | 000000 | 000 | 00 | 000 | OTHER GRANT REG INSTRUCTION MISCELLANEOUS OBJ | | | | | | |

| | | | | | | | | | | | |
|------|------|------|------|--------|------|------|------|------|---|------|------|
| 0.00 | 0.00 | 0.00 | 0.00 | 0.00 | 0.00 | 0.00 | 0.00 | 0.00 | 0.00 | 0.00 | |
| 019 | 1100 | 800 | 9114 | 000000 | 000 | 00 | 000 | 0.00 | OTHER GRANT REG INSTRUCTION MISCELLANEOUS OBJ | 0.00 | 0.00 |
| 0.00 | 0.00 | 0.00 | 0.00 | 0.00 | 0.00 | 0.00 | 0.00 | 0.00 | 0.00 | 0.00 | |
| 019 | 1100 | 500 | 9133 | 000000 | 000 | 00 | 000 | 0.00 | OTHER GRANT REG INSTRUCTION SUPPLY/MATERIAL | 0.00 | 0.00 |
| 0.00 | 0.00 | 0.00 | 0.00 | 0.00 | 0.00 | 0.00 | 0.00 | 0.00 | 0.00 | 0.00 | |
| 019 | 1100 | 500 | 9201 | 000000 | 000 | 00 | 000 | 0.00 | OTHER GRANT REG INSTRUCTION INSTRUCTIONAL SUP | 0.00 | 0.00 |
| 0.00 | 0.00 | 0.00 | 0.00 | 0.00 | 0.00 | 0.00 | 0.00 | 0.00 | 0.00 | 0.00 | |
| 019 | 1100 | 500 | 9203 | 000000 | 000 | 00 | 000 | 0.00 | OTHER GRANT REG INSTRUCTION SUPPLY/MATERIAL | 0.00 | 0.00 |
| 0.00 | 0.00 | 0.00 | 0.00 | 0.00 | 0.00 | 0.00 | 0.00 | 0.00 | 0.00 | 0.00 | |

Date: 07/03/07
Page: 13
Time: 9:11 am
(APPSUM)

SHELBY CITY SCHOOLS
Appropriation Account Summary

SORTED BY FUND
File Report on Appropriations June 2007

| Account Number | | | | | | | | Description | FYTD | MTD | Current + | FYTD | |
|----------------|--------|-----|------|--------|-----|----|-----|--------------|------------|--------------|--------------|--------------|----------|
| FUND | FUNC | OBJ | SCC | SUBJ | OU | IL | JOB | | | | | | |
| | | | | | | | | Prior FY | | | Future | Remaining | |
| | | | | | | | | Carryover | FYTD | Actual | Actual | | |
| | | | | | | | | Encumbrances | Expendable | Expenditures | Expenditures | Encumbrances | Balance |
| | | | | | | | | Exp/Enc | | | | | |
| 019 | 1100 | 500 | 9204 | 000000 | 000 | 00 | 000 | 0.00 | 171.84 | 171.84 | 171.84 | 0.00 | 0.00 |
| 0.00 | 100.00 | | | | | | | | | | | | |
| 019 | 1100 | 100 | 9207 | 000000 | 000 | 00 | 000 | 0.00 | 0.00 | 1,580.13 | 307.48 | 0.00 | 0.00 |
| 1,580.13- | 0.00 | | | | | | | | | | | | |
| 019 | 1100 | 200 | 9207 | 000000 | 000 | 00 | 000 | 0.00 | 0.00 | 199.92 | 17.39 | 0.00 | 0.00 |
| 199.92- | 0.00 | | | | | | | | | | | | |
| 019 | 1100 | 400 | 9207 | 000000 | 000 | 00 | 000 | 0.00 | 0.00 | 258.00 | 0.00 | 0.00 | 0.00 |
| 258.00- | 0.00 | | | | | | | | | | | | |
| 019 | 1100 | 500 | 9207 | 000000 | 000 | 00 | 000 | 0.00 | 0.00 | 16,800.00 | 5,704.96 | 1,782.60 | 2,523.00 |
| 16,800.00 | 0.00 | | | | | | | | | | | | |
| 019 | 1200 | 200 | 9207 | 000000 | 000 | 00 | 000 | 0.00 | 0.00 | 0.00 | 0.00 | 0.00 | 0.00 |
| 8,572.04 | 48.98 | | | | | | | | | | | | |
| 019 | 2100 | 800 | 920R | 000000 | 000 | 00 | 000 | 0.00 | 0.00 | 220.00 | 220.00 | 0.00 | 0.00 |
| 220.00- | 0.00 | | | | | | | | | | | | |
| 019 | 1100 | 500 | 9298 | 000000 | 000 | 00 | 000 | 0.00 | 0.00 | 1,000.00 | 304.52 | 54.89 | 223.77 |
| 471.71 | 52.83 | | | | | | | | | | | | |
| 019 | 2100 | 500 | 9299 | 000000 | 000 | 00 | 000 | 0.00 | 0.00 | 0.00 | 0.00 | 0.00 | 0.00 |
| 0.00 | 0.00 | | | | | | | | | | | | |
| 019 | 1100 | 500 | 9303 | 000000 | 000 | 00 | 000 | 0.00 | 0.00 | 0.00 | 0.00 | 0.00 | 0.00 |
| 0.00 | 0.00 | | | | | | | | | | | | |
| 019 | 1100 | 500 | 9305 | 000000 | 000 | 00 | 000 | 0.00 | 112.33 | 112.33 | 112.33 | 0.00 | 0.00 |
| 0.00 | 100.00 | | | | | | | | | | | | |
| 019 | 1100 | 500 | 9403 | 000000 | 000 | 00 | 000 | 0.00 | 0.00 | 0.00 | 0.00 | 0.00 | 0.00 |
| 0.00 | 0.00 | | | | | | | | | | | | |
| 019 | 1100 | 800 | 9404 | 000000 | 000 | 00 | 000 | 0.00 | 0.00 | 0.00 | 0.00 | 0.00 | 0.00 |
| 0.00 | 0.00 | | | | | | | | | | | | |
| 019 | 1100 | 500 | 9503 | 000000 | 000 | 00 | 000 | 0.00 | 0.00 | 0.00 | 0.00 | 0.00 | 0.00 |
| 0.00 | 0.00 | | | | | | | | | | | | |
| 019 | 7200 | 900 | 9505 | 000000 | 000 | 00 | 000 | 0.00 | 0.00 | 0.00 | 0.00 | 0.00 | 0.00 |
| 0.00 | 0.00 | | | | | | | | | | | | |
| 019 | 1200 | 500 | 9506 | 000000 | 000 | 00 | 000 | 0.00 | 0.00 | 0.00 | 0.00 | 0.00 | 0.00 |
| 0.00 | 0.00 | | | | | | | | | | | | |

Date: 07/03/07
 Page: 14
 Time: 9:11 am
 (APPSUM)

SHELBY CITY SCHOOLS
 Appropriation Account Summary

SORTED BY FUND
 File Report on Appropriations June 2007

| Account Number | | | | Description | | | FYTD | MTD | Current + | FYTD |
|----------------|------|-----|------|-------------|-----|--------------|--------------|--------------|--------------|-----------|
| FUND | FUNC | OBJ | SCC | SUBJ | OU | IL JOB | FYTD | Actual | Future | Remaining |
| | | | | | | Prior FY | Actual | Actual | Encumbrances | Balance |
| | | | | | | Carryover | Expenditures | Expenditures | | |
| | | | | | | Encumbrances | Expendable | | | |
| | | | | | | Exp/Enc | | | | |
| 019 | 2900 | 500 | 9507 | 000000 | 000 | 00 000 | 0.00 | 0.00 | 0.00 | 0.00 |
| | | | | | | 0.00 | 0.00 | 0.00 | 0.00 | 0.00 |
| | | | | | | 0.00 | 0.00 | 0.00 | 0.00 | 0.00 |
| 019 | 2900 | 600 | 9507 | 000000 | 000 | 00 000 | 0.00 | 0.00 | 0.00 | 0.00 |
| | | | | | | 0.00 | 0.00 | 0.00 | 0.00 | 0.00 |
| | | | | | | 0.00 | 0.00 | 0.00 | 0.00 | 0.00 |
| 019 | 1100 | 500 | 9508 | 000000 | 000 | 00 000 | 18.88 | 18.88 | 0.00 | 0.00 |
| | | | | | | 0.00 | 100.00 | 0.00 | 0.00 | 0.00 |
| | | | | | | 0.00 | 0.00 | 0.00 | 0.00 | 0.00 |
| 019 | 1100 | 500 | 9509 | 000000 | 000 | 00 000 | 0.00 | 0.00 | 1.86- | 0.00 |
| | | | | | | 242.28- | 0.00 | 242.28 | 0.00 | 0.00 |
| | | | | | | 0.00 | 0.00 | 0.00 | 0.00 | 0.00 |
| 019 | 2800 | 100 | 9509 | 000000 | 000 | 00 000 | 0.00 | 0.00 | 0.00 | 0.00 |
| | | | | | | 0.00 | 0.00 | 0.00 | 0.00 | 0.00 |
| | | | | | | 0.00 | 0.00 | 0.00 | 0.00 | 0.00 |
| 019 | 2800 | 200 | 9509 | 000000 | 000 | 00 000 | 0.00 | 0.00 | 0.00 | 0.00 |
| | | | | | | 0.00 | 0.00 | 0.00 | 0.00 | 0.00 |
| | | | | | | 0.00 | 0.00 | 0.00 | 0.00 | 0.00 |
| 019 | 1100 | 500 | 9541 | 000000 | 000 | 00 000 | 0.57 | 0.57 | 0.00 | 0.00 |
| | | | | | | 0.00 | 100.00 | 0.00 | 0.00 | 0.00 |
| | | | | | | 0.00 | 0.00 | 0.00 | 0.00 | 0.00 |
| 019 | 1100 | 100 | 9561 | 000000 | 000 | 00 000 | 0.00 | 0.00 | 194.98- | 0.00 |
| | | | | | | 427.52- | 0.00 | 427.52 | 0.00 | 0.00 |
| | | | | | | 0.00 | 0.00 | 0.00 | 0.00 | 0.00 |
| 019 | 1100 | 200 | 9561 | 000000 | 000 | 00 000 | 0.00 | 0.00 | 0.00 | 0.00 |
| | | | | | | 96.19- | 0.00 | 96.19 | 0.00 | 0.00 |
| | | | | | | 0.00 | 0.00 | 0.00 | 0.00 | 0.00 |
| 019 | 1100 | 400 | 9561 | 000000 | 000 | 00 000 | 355.70 | 355.70 | 0.00 | 0.00 |
| | | | | | | 355.70 | 0.00 | 0.00 | 0.00 | 0.00 |
| | | | | | | 0.00 | 0.00 | 0.00 | 0.00 | 0.00 |
| 019 | 1100 | 500 | 9561 | 000000 | 000 | 00 000 | 0.00 | 0.00 | 773.71- | 0.00 |
| | | | | | | 0.00 | 0.00 | 0.00 | 0.00 | 0.00 |
| | | | | | | 0.00 | 0.00 | 0.00 | 0.00 | 0.00 |
| 019 | 1100 | 500 | 9603 | 000000 | 000 | 00 000 | 0.00 | 0.00 | 0.00 | 0.00 |
| | | | | | | 0.00 | 0.00 | 0.00 | 0.00 | 0.00 |
| | | | | | | 0.00 | 0.00 | 0.00 | 0.00 | 0.00 |
| 019 | 7200 | 900 | 9603 | 000000 | 000 | 00 000 | 0.00 | 0.00 | 0.00 | 0.00 |
| | | | | | | 0.00 | 0.00 | 0.00 | 0.00 | 0.00 |
| | | | | | | 0.00 | 0.00 | 0.00 | 0.00 | 0.00 |
| 019 | 1100 | 800 | 9604 | 000000 | 000 | 00 000 | 0.00 | 0.00 | 0.00 | 0.00 |
| | | | | | | 0.00 | 0.00 | 0.00 | 0.00 | 0.00 |
| | | | | | | 0.00 | 0.00 | 0.00 | 0.00 | 0.00 |
| 019 | 1100 | 500 | 9605 | 000000 | 000 | 00 000 | 63.91 | 1,063.91 | 576.50 | 72.51 |
| | | | | | | 1,000.00 | 0.00 | 1,451.24 | 0.00 | 0.00 |
| | | | | | | 459.84- | 143.22 | 0.00 | 0.00 | 0.00 |
| 019 | 1100 | 500 | 9606 | 000000 | 000 | 00 000 | 0.00 | 0.00 | 0.00 | 0.00 |
| | | | | | | 0.00 | 0.00 | 0.00 | 0.00 | 0.00 |

Date: 07/03/07
 Page: 15
 Time: 9:11 am
 (APPSUM)

SHELBY CITY SCHOOLS
 Appropriation Account Summary

SORTED BY FUND
 File Report on Appropriations June 2007

| Account Number | | | | Description | | | FYTD | MTD | Current + | FYTD |
|----------------|------|-----|-----|-------------|----|--------------|--------------|--------------|--------------|-----------|
| FUND | FUNC | OBJ | SCC | SUBJ | OU | IL JOB | FYTD | Actual | Future | Remaining |
| | | | | | | Prior FY | Actual | Actual | Encumbrances | Balance |
| | | | | | | Carryover | Expenditures | Expenditures | | |
| | | | | | | Encumbrances | Expendable | | | |
| | | | | | | Exp/Enc | | | | |

| APPSUM.TXT | | | | | | | | | |
|-------------------|--------------|------------|--------------|------|---|--------------|--------------|--------------|----------|
| Percent | Appropriated | | Encumbrances | | Expendable | Expenditures | Expenditures | Encumbrances | Balance |
| Exp/Enc | | | | | | | | | |
| 019 1100 500 9607 | 000000 | 000 00 000 | 0.00 | 0.00 | OTHER GRANT REG INSTRUCTION SUPPLY/MATERIAL | 0.00 | 350.00 | 0.00 | 0.00 |
| 350.00- | 0.00 | | | | | | | | |
| 019 1100 500 9608 | 000000 | 000 00 000 | 0.00 | 0.00 | OTHER GRANT REG INSTRUCTION SUPPLY/MATERIAL | 0.00 | 0.00 | 0.00 | 0.00 |
| 0.00 | 0.00 | | | | | | | | |
| 019 1100 500 9609 | 000000 | 000 00 000 | 0.00 | 0.00 | OTHER GRANT REG INSTRUCTION SUPPLY/MATERIAL | 0.00 | 0.00 | 0.00 | 0.00 |
| 0.00 | 0.00 | | | | | | | | |
| 019 1100 100 9610 | 000000 | 000 00 000 | 0.00 | 0.00 | OTHER GRANT REG INSTRUCTION PERSONAL SERV-SAL | 0.00 | 2,305.22 | 0.00 | 0.00 |
| 2,305.22- | 0.00 | | | | | | | | |
| 019 1100 200 9610 | 000000 | 000 00 000 | 0.00 | 0.00 | OTHER GRANT REG INSTRUCTION EMPLOYEES RETIRE/ | 0.00 | 772.83 | 0.00 | 0.00 |
| 772.83- | 0.00 | | | | | | | | |
| 019 1100 800 9610 | 000000 | 000 00 000 | 0.00 | 0.00 | OTHER GRANT REG INSTRUCTION MISCELLANEOUS OBJ | 0.00 | 2,103.34 | 463.84 | 0.00 |
| 2,103.34- | 0.00 | | | | | | | | |
| 019 1100 800 9611 | 000000 | 000 00 000 | 0.00 | 0.00 | OTHER GRANT REG INSTRUCTION MISCELLANEOUS OBJ | 0.00 | 0.00 | 0.00 | 0.00 |
| 0.00 | 0.00 | | | | | | | | |
| 019 1100 500 9612 | 000000 | 000 00 000 | 0.00 | 0.00 | OTHER GRANT REG INSTRUCTION SUPPLY/MATERIAL | 0.00 | 0.00 | 0.00 | 0.00 |
| 0.00 | 0.00 | | | | | | | | |
| 019 1100 700 9613 | 000000 | 000 00 000 | 0.00 | 0.00 | OTHER GRANT REG INSTRUCTION CAPITAL OUTLAY-RE | 0.00 | 0.00 | 0.00 | 0.00 |
| 0.00 | 0.00 | | | | | | | | |
| 019 1100 800 9614 | 000000 | 000 00 000 | 1,000.00 | 0.00 | OTHER GRANT REG INSTRUCTION MISCELLANEOUS OBJ | 1,000.00 | 1,000.00 | 1,000.00 | 0.00 |
| 0.00 | 100.00 | | | | | | | | |
| 019 4500 800 9615 | 000000 | 000 00 000 | 0.00 | 0.00 | OTHER GRANT SPORT ORIENTED ACTIVITY MISCELLAN | 0.00 | 0.00 | 0.00 | 0.00 |
| 0.00 | 0.00 | | | | | | | | |
| 019 1100 800 9616 | 000000 | 000 00 000 | 4,375.00 | 0.00 | OTHER GRANT REG INSTRUCTION MISCELLANEOUS OBJ | 4,375.00 | 3,875.00 | 0.00 | 4,375.00 |
| 3,875.00- | 188.57 | | | | | | | | |
| 019 2200 500 9701 | 000000 | 000 00 000 | 901.00 | 0.00 | MARTHA HOLDEN JENNINGS FOUNDATION | 901.00 | 901.00 | 0.00 | 0.00 |
| 0.00 | 100.00 | | | | | | | | |
| 019 1100 500 9702 | 000000 | 000 00 000 | 0.00 | 0.00 | OTHER GRANT REG INSTRUCTION SUPPLY/MATERIAL | 0.00 | 0.00 | 0.00 | 0.00 |
| 0.00 | 0.00 | | | | | | | | |
| 019 1100 500 9703 | 000000 | 000 00 000 | 0.00 | 0.00 | OTHER GRANT REG INSTRUCTION SUPPLY/MATERIAL | 0.00 | 0.00 | 0.00 | 0.00 |
| 0.00 | 0.00 | | | | | | | | |
| 019 1100 500 9705 | 000000 | 000 00 000 | 450.00 | 0.00 | Health School Auburn | 450.00 | 70.00 | 0.00 | 300.00 |
| 80.00 | 82.22 | | | | | | | | |

Date: 07/03/07
Page: 16
Time: 9:11 am
(APPSUM)

SHELBY CITY SCHOOLS
Appropriation Account Summary

SORTED BY FUND
File Report on Appropriations June 2007

| Account Number | | | | | | | | | |
|-------------------|--------------|------------|--------------|-----------|--|--------------|--------------|--------------|-----------|
| FUND | FUNC | OBJ | SCC | SUBJ | OU | IL | JOB | Description | |
| | | | | Prior FY | | | FYTD | MTD | Current + |
| | | | | Carryover | FYTD | Actual | Actual | Future | FYTD |
| Percent | Appropriated | | Encumbrances | | Expendable | Expenditures | Expenditures | Encumbrances | Balance |
| Exp/Enc | | | | | | | | | |
| 019 1100 500 9706 | 000000 | 000 00 000 | 0.00 | 0.00 | MARTHA HOLDEN JENNINGS-JEN STROUP-CENTRAL | 0.00 | 2,637.07 | 0.00 | 0.00 |
| 2,637.07- | 0.00 | | | | | | | | |
| 019 1100 500 9707 | 000000 | 000 00 000 | 600.00 | 0.00 | Making Sense of Math, Shelby Found. Auburn | 600.00 | 598.46 | 0.00 | 0.00 |
| 1.54 | 99.74 | | | | | | | | |
| 019 1100 500 9708 | 000000 | 000 00 000 | 3,500.00 | 0.00 | Donnelley/EMBARQ Grant FY 2007 | 3,500.00 | 1,052.98 | 353.28 | 0.00 |
| 2,447.02 | 30.09 | | | | | | | | |
| 019 1100 500 9709 | 000000 | 000 00 000 | 2,817.00 | 0.00 | MHJ Grant C-3-06 | 2,817.00 | 2,780.57 | 0.00 | 0.00 |

APPSUM.TXT

| ===== | | | | | | | | | | | | | |
|-----------|--------|-----|------|--------|-----|----|-----|----------|---|------------|-----------|---------|----------|
| 200 | 4600 | 800 | 9012 | 000000 | 000 | 00 | 000 | 0.00 | Mad Dog Gym | 1,500.00 | 1,219.00 | 0.00 | 0.00 |
| 281.00 | 81.27 | | | | | | | | | | | | |
| 200 | 4500 | 500 | 9202 | 000000 | 000 | 00 | 000 | 0.00 | DISTRICT MANAGED ACT DIREC OF SPORTS ORIEN AC | 2,000.00 | 738.19 | 222.03 | 0.00 |
| 1,261.81 | 36.91 | | | | | | | | | | | | |
| 200 | 4100 | 800 | 9210 | 000000 | 000 | 00 | 000 | 0.00 | WHIPPET THEATRE STUDENT ACTIVITY EXPENSE | 6,000.00 | 6,217.30 | 0.00 | 0.00 |
| 217.30- | 103.62 | | | | | | | | | | | | |
| 200 | 4300 | 800 | 9215 | 000000 | 000 | 00 | 000 | 3,482.19 | FFA STUDENT ACTIVITY EXPENSE | 101,897.97 | 64,343.33 | 949.01- | 9,721.23 |
| 27,833.41 | 72.69 | | | | | | | | | | | | |
| 200 | 4600 | 800 | 9216 | 000000 | 000 | 00 | 000 | 0.00 | STUDENT MANAGED ACT SCHL/PUBLIC SERV CO-CURRI | 0.00 | 0.00 | 0.00 | 0.00 |
| 0.00 | 0.00 | | | | | | | | | | | | |
| 200 | 4600 | 800 | 9217 | 000000 | 000 | 00 | 000 | 0.00 | FCCLA STUDENT ACTIVITY EXPENSE | 0.00 | 0.00 | 0.00 | 0.00 |
| 0.00 | 0.00 | | | | | | | | | | | | |
| 200 | 4600 | 800 | 9219 | 000000 | 000 | 00 | 000 | 24.00 | STUDENT MANAGED ACT SOCIAL SERV ACTIVITY STUD | 1,024.00 | 933.98 | 0.00 | 43.33 |
| 46.69 | 95.44 | | | | | | | | | | | | |
| 200 | 4600 | 800 | 9237 | 000000 | 000 | 00 | 000 | 45.20 | STUDENT MANAGED ACT CLASS ORIENTED STUDENT AC | 145.20 | 26.12 | 0.00 | 397.94 |
| 278.86- | 292.05 | | | | | | | | | | | | |

Date: 07/03/07
Page: 18
Time: 9:11 am
(APPSUM)

SHELBY CITY SCHOOLS
Appropriation Account Summary

SORTED BY FUND
File Report on Appropriations June 2007

| Account Number | | | | | | | | | | Description | | | |
|----------------|--------|-----|------|--------|-----|----|-----|----------|---|-------------|--------------|--------------|-----------|
| FUND | FUNC | OBJ | SCC | SUBJ | OU | IL | JOB | Prior FY | | FYTD | MTD | Current + | FYTD |
| | | | | | | | | | FYTD | Actual | Actual | Future | Remaining |
| | | | | | | | | | Percent | Actual | Actual | Encumbrances | Balance |
| | | | | | | | | | Appropriated | Expendable | Expenditures | Encumbrances | |
| | | | | | | | | | Exp/Enc | | | | |
| 200 | 4600 | 100 | 9239 | 000000 | 000 | 00 | 000 | 0.00 | STUDENT MANAGED ACT SCHL/PUBLIC SERV CO-CURRI | 200.00 | 539.26 | 107.85 | 0.00 |
| 339.26- | 269.63 | | | | | | | | | | | | |
| 200 | 4600 | 200 | 9239 | 000000 | 000 | 00 | 000 | 0.00 | STUDENT MANAGED ACT SCHL/PUBLIC SERV CO-CURRI | 55.00 | 110.07 | 22.01 | 0.00 |
| 55.07- | 200.13 | | | | | | | | | | | | |
| 200 | 4600 | 800 | 9239 | 000000 | 000 | 00 | 000 | 0.00 | JR HI STUDENT COUNCIL STUDENT ACTIVITY EXPENS | 7,500.00 | 6,713.06 | 3,741.84 | 80.00 |
| 706.94 | 90.57 | | | | | | | | | | | | |
| 200 | 4600 | 100 | 9240 | 000000 | 000 | 00 | 000 | 0.00 | STUDENT MANAGED ACT SCHL/PUBLIC SERV CO-CURRI | 75.00 | 0.00 | 0.00 | 0.00 |
| 75.00 | 0.00 | | | | | | | | | | | | |
| 200 | 4600 | 200 | 9240 | 000000 | 000 | 00 | 000 | 0.00 | STUDENT MANAGED ACT SCHL/PUBLIC SERV CO-CURRI | 6.00 | 21.69 | 0.00 | 0.00 |
| 15.69- | 361.50 | | | | | | | | | | | | |
| 200 | 4600 | 800 | 9240 | 000000 | 000 | 00 | 000 | 294.00 | SR HI STUDENT COUNCIL STUDENT ACTIVITY EXPENS | 11,000.00 | 8,009.74 | 1,907.21 | 0.00 |
| 3,284.26 | 70.92 | | | | | | | | | | | | |
| 200 | 7200 | 900 | 9241 | 000000 | 000 | 00 | 000 | 0.00 | STUDENT MANAGED ACT TRANSFER OTHER USES OF FU | 754.36 | 754.35 | 0.00 | 0.00 |
| 0.01 | 100.00 | | | | | | | | | | | | |
| 200 | 4600 | 800 | 9245 | 000000 | 000 | 00 | 000 | 125.00 | PUBLICATIONS STUDENT ACTIVITY EXPENSE | 30,469.80 | 21,578.52 | 501.49 | 1,100.00 |
| 7,916.28 | 74.13 | | | | | | | | | | | | |
| 200 | 4600 | 800 | 9246 | 000000 | 000 | 00 | 000 | 0.00 | STUDENT MANAGED ACT CLASS ORIENTED STUDENT AC | 250.00 | 0.00 | 0.00 | 0.00 |
| 250.00 | 0.00 | | | | | | | | | | | | |
| 200 | 4600 | 800 | 9247 | 000000 | 000 | 00 | 000 | 0.00 | STUDENT MANAGED ACT SCHL/PUBLIC SERV CO-CURRI | 3,550.00 | 2,631.57 | 0.00 | 62.00 |
| 856.43 | 75.88 | | | | | | | | | | | | |
| 200 | 4600 | 800 | 9248 | 000000 | 000 | 00 | 000 | 0.00 | STUDENT MANAGED ACT SCHL/PUBLIC SERV CO-CURRI | 5,000.00 | 2,948.55 | 2,878.25 | 0.00 |
| 2,051.45 | 58.97 | | | | | | | | | | | | |
| 200 | 4300 | 800 | 9257 | 000000 | 000 | 00 | 000 | 640.01 | STUDENT MANAGED ACT DISTRIBUTIVE EDUC CLUB ST | 19,112.75 | 18,063.55 | 3,477.08 | 2,101.11 |
| 411.90- | 102.09 | | | | | | | | | | | | |

| | | | | | | | | | | | |
|---------|--------|-----|------|--------|-----|----|----------|---|---------------------------------------|------------|------|
| | | | | | | | | | | APPSUM.TXT | |
| 200 | 4100 | 100 | 9258 | 000000 | 000 | 00 | 000 | STUDENT | MANAGED ACT ACADEMIC/SUBJECT ORIENTED | | |
| | | | | 638.00 | | | 3,276.00 | | 3,914.00 | 4,163.90 | 0.00 |
| 249.90- | 106.38 | | | | | | | | | | |
| 200 | 4100 | 200 | 9258 | 000000 | 000 | 00 | 000 | STUDENT | MANAGED ACT ACADEMIC/SUBJECT ORIENTED | | |
| | | | | 150.00 | | | 0.00 | | 150.00 | 0.00 | 0.00 |
| 150.00 | 0.00 | | | | | | | | | | |
| 200 | 4100 | 800 | 9258 | 000000 | 000 | 00 | 000 | STUDENT | MANAGED ACT ACADEMIC/SUBJECT ORIENTED | | |
| | | | | 362.00 | | | 0.00 | | 362.00 | 69.20 | 0.00 |
| 292.80 | 19.12 | | | | | | | | | | |
| 200 | 4600 | 800 | 9260 | 000000 | 000 | 00 | 000 | CENT FIFTH GRADE STUDENT ACTIVITY EXPENSE | | | |
| | | | | 0.00 | | | 12.82 | | 12.82 | 57.79 | 0.00 |
| 44.97- | 450.78 | | | | | | | | | | |

Date: 07/03/07
Page: 19
Time: 9:11 am
(APPSUM)

SHELBY CITY SCHOOLS
Appropriation Account Summary

SORTED BY FUND
File Report on Appropriations June 2007

| Account Number | | | | | | | | | | Description | | | | | |
|----------------|--------------|-----|------|-----------|-----|----|--------------|---------------|---------------------------------------|--------------|--------|--------------|-----------|--|--|
| FUND | FUNC | OBJ | SCC | SUBJ | OU | IL | JOB | | | FYTD | MTD | Current + | FYTD | | |
| | | | | | | | Prior FY | | | | | Future | Remaining | | |
| FYTD | FYTD | | | | | | Carryover | FYTD | FYTD | Actual | Actual | Encumbrances | Balance | | |
| Percent | Appropriated | | | | | | Encumbrances | Expendable | Expenditures | Expenditures | | | | | |
| Exp/Enc | | | | | | | | | | | | | | | |
| 200 | 4600 | 800 | 9261 | 000000 | 000 | 00 | 000 | STUDENT | MANAGED ACT SCHL/PUBLIC SERV CO-CURRI | | | | | | |
| | | | | 0.00 | | | 2.78 | 2.78 | 2.78 | 0.00 | | 0.00 | | | |
| 0.00 | 100.00 | | | | | | | | | | | | | | |
| 200 | 4600 | 800 | 9263 | 000000 | 000 | 00 | 000 | STUDENT | MANAGED ACT SCHL/PUBLIC SERV CO-CURRI | | | | | | |
| | | | | 0.00 | | | 0.00 | 0.00 | 0.00 | 0.00 | | 0.00 | | | |
| 0.00 | 0.00 | | | | | | | | | | | | | | |
| 200 | 7400 | 900 | 9263 | 000000 | 000 | 00 | 000 | STUDENT | MANAGED ACT ADVANCES OUT OTHER USES O | | | | | | |
| | | | | 0.00 | | | 0.00 | 0.00 | 0.00 | 0.00 | | 0.00 | | | |
| 0.00 | 0.00 | | | | | | | | | | | | | | |
| 200 | 4600 | 800 | 9264 | 000000 | 000 | 00 | 000 | STUDENT | MANAGED ACT SCHL/PUBLIC SERV CO-CURRI | | | | | | |
| | | | | 0.00 | | | 0.00 | 0.00 | 94.26 | 0.00 | | 0.00 | | | |
| 94.26- | 0.00 | | | | | | | | | | | | | | |
| 200 | 7200 | 900 | 9264 | 000000 | 000 | 00 | 000 | STUDENT | MANAGED ACT TRANSFER OTHER USES OF FU | | | | | | |
| | | | | 0.00 | | | 0.00 | 0.00 | 0.00 | 0.00 | | 0.00 | | | |
| 0.00 | 0.00 | | | | | | | | | | | | | | |
| 200 | 4100 | 800 | 9300 | 000000 | 000 | 00 | 000 | GUIDANCE | STUDENT ACTIVITY EXPENSE | | | | | | |
| | | | | 1,250.00 | | | 352.80 | 1,602.80 | 1,366.00 | 0.00 | | 0.00 | | | |
| 236.80 | 85.23 | | | | | | | | | | | | | | |
| 200 | 4600 | 800 | 9304 | 000000 | 000 | 00 | 000 | STUDENT | MANAGED ACT SCHL/PUBLIC SERV CO-CURRI | | | | | | |
| | | | | 0.00 | | | 0.00 | 0.00 | 0.00 | 0.00 | | 0.00 | | | |
| 0.00 | 0.00 | | | | | | | | | | | | | | |
| 200 | 4600 | 100 | 9305 | 000000 | 000 | 00 | 000 | STUDENT | MANAGED ACT SCHL/PUBLIC SERV CO-CURRI | | | | | | |
| | | | | 0.00 | | | 0.00 | 0.00 | 0.00 | 0.00 | | 0.00 | | | |
| 0.00 | 0.00 | | | | | | | | | | | | | | |
| 200 | 4600 | 200 | 9305 | 000000 | 000 | 00 | 000 | STUDENT | MANAGED ACT SCHL/PUBLIC SERV CO-CURRI | | | | | | |
| | | | | 0.00 | | | 0.00 | 0.00 | 0.00 | 0.00 | | 0.00 | | | |
| 0.00 | 0.00 | | | | | | | | | | | | | | |
| 200 | 4600 | 800 | 9305 | 000000 | 000 | 00 | 000 | STUDENT | MANAGED ACT SCHL/PUBLIC SERV CO-CURRI | | | | | | |
| | | | | 2,750.50 | | | 0.00 | 2,750.50 | 2,750.50 | 0.00 | | 0.00 | | | |
| 0.00 | 100.00 | | | | | | | | | | | | | | |
| 200 | 4600 | 800 | 9306 | 000000 | 000 | 00 | 000 | STUDENT | MANAGED ACT SCHL/PUBLIC SERV CO-CURRI | | | | | | |
| | | | | 3,500.00 | | | 872.70 | 4,372.70 | 1,071.92 | 92.00 | | 938.77 | | | |
| 2,362.01 | 45.98 | | | | | | | | | | | | | | |
| 200 | 4600 | 800 | 9307 | 000000 | 000 | 00 | 000 | STUDENT | MANAGED ACT SCHL/PUBLIC SERV CO-CURRI | | | | | | |
| | | | | 12,100.00 | | | 0.00 | 12,100.00 | 9,619.46 | 699.44 | | 1,685.69 | | | |
| 794.85 | 93.43 | | | | | | | | | | | | | | |
| 200 | 4600 | 800 | 9309 | 000000 | 000 | 00 | 000 | STUDENT | MANAGED ACT SCHL/PUBLIC SERV CO-CURRI | | | | | | |
| | | | | 1,000.00 | | | 0.00 | 1,000.00 | 0.00 | 0.00 | | 0.00 | | | |
| 1,000.00 | 0.00 | | | | | | | | | | | | | | |
| 200 | 4600 | 800 | 9310 | 000000 | 000 | 00 | 000 | STUDENT | MANAGED ACT SCHL/PUBLIC SERV CO-CURRI | | | | | | |
| | | | | 1,000.00 | | | 0.00 | 1,000.00 | 0.00 | 0.00 | | 0.00 | | | |
| 1,000.00 | 0.00 | | | | | | | | | | | | | | |
| 200 | 4600 | 800 | 9316 | 000000 | 000 | 00 | 000 | JR HI LIBRARY | STUDENT ACTIVITY EXPENSE | | | | | | |
| | | | | 384.22 | | | 0.00 | 384.22 | 385.22 | 0.00 | | 0.00 | | | |
| 1.00- | 100.26 | | | | | | | | | | | | | | |
| 200 | 7200 | 900 | 9320 | 000000 | 000 | 00 | 000 | STUDENT | MANAGED ACT TRANSFER OTHER USES OF FU | | | | | | |
| | | | | 0.00 | | | 0.00 | 0.00 | 0.00 | 0.00 | | 0.00 | | | |
| 0.00 | 0.00 | | | | | | | | | | | | | | |

Date: 07/03/07
 Page: 20
 Time: 9:11 am
 (APPSUM)

APPSUM.TXT
 SHELBY CITY SCHOOLS

Appropriation Account Summary

SORTED BY FUND
 File Report on Appropriations June 2007

| Account Number | | | | Description | | | | FYTD | MTD | Current + | FYTD | |
|--|------|-----|------------|-------------|-----|-----------|--------------|------------|--------------|--------------|--------------|-----------|
| FUND | FUNC | OBJ | SCC | SUBJ | OU | IL | JOB | | | | | |
| | | | | | | | Prior FY | | | | | |
| | | | | | | | Carryover | FYTD | Actual | Actual | Future | Remaining |
| | | | | | | | Encumbrances | Expendable | Expenditures | Expenditures | Encumbrances | Balance |
| | | | | | | | Exp/Enc | | | | | |
| 200 | 4600 | 800 | 9601 | 000000 | 000 | 00 | 000 | 0.00 | 2,500.00 | 726.99 | 0.00 | 0.00 |
| | | | | | | | | 1,773.01 | 29.08 | | | |
| *****TOTAL FOR FUND 200 (STUDENT MANAGED ACTIVITY): | | | | | | | | | | | | |
| Ex Tr/Ad | | | 211,869.05 | | | 9,127.50 | 220,996.55 | 154,401.95 | 12,700.19 | 16,130.07 | | |
| 50,464.53 | | | 77.17 | | | | | | | | | |
| In Tr/Ad | | | 212,623.41 | | | 9,127.50 | 221,750.91 | 155,156.30 | 12,700.19 | 16,130.07 | | |
| 50,464.54 | | | 77.24 | | | | | | | | | |
| ===== | | | | | | | | | | | | |
| 300 | 4500 | 100 | 9201 | 000000 | 000 | 00 | 000 | 0.00 | 5,300.00 | 460.92 | 0.00 | 0.00 |
| | | | | | | | | 4,839.08 | 8.70 | | | |
| 300 | 4500 | 200 | 9201 | 000000 | 000 | 00 | 000 | 0.00 | 715.00 | 34.62 | 0.00 | 0.00 |
| | | | | | | | | 680.38 | 4.84 | | | |
| 300 | 4500 | 400 | 9201 | 000000 | 000 | 00 | 000 | 4,195.40 | 39,133.00 | 45,887.22 | 219.14 | 973.00 |
| | | | | | | | | 3,531.82 | 108.15 | | | |
| 300 | 4500 | 500 | 9201 | 000000 | 000 | 00 | 000 | 542.62 | 7,010.00 | 6,360.40 | 387.05 | 708.15 |
| | | | | | | | | 484.07 | 93.59 | | | |
| 300 | 4500 | 600 | 9201 | 000000 | 000 | 00 | 000 | 5,475.00 | 10,859.86 | 18,589.06 | 5,737.05 | 0.00 |
| | | | | | | | | 2,254.20 | 113.80 | | | |
| 300 | 4500 | 700 | 9201 | 000000 | 000 | 00 | 000 | 0.00 | 18,526.55 | 0.00 | 0.00 | 18,526.55 |
| | | | | | | | | 0.00 | 100.00 | | | |
| 300 | 4500 | 800 | 9201 | 000000 | 000 | 00 | 000 | 1,609.00 | 53,293.59 | 45,974.11 | 1,722.14 | 2,055.03 |
| | | | | | | | | 6,873.45 | 87.48 | | | |
| 300 | 4100 | 800 | 9225 | 000000 | 000 | 00 | 000 | 0.00 | 9,147.00 | 4,147.00 | 0.00 | 5,000.00 |
| | | | | | | | | 0.00 | 100.00 | | | |
| 300 | 4100 | 500 | 9230 | 000000 | 000 | 00 | 000 | 0.00 | 13,973.09 | 13,972.25 | 0.00 | 0.00 |
| | | | | | | | | 0.84 | 99.99 | | | |
| *****TOTAL FOR FUND 300 (DISTRICT MANAGED ACTIVITY): | | | | | | | | | | | | |
| Ex Tr/Ad | | | 157,958.09 | | | 11,822.02 | 169,780.11 | 135,425.58 | 8,065.38 | 27,262.73 | | |
| 7,091.80 | | | 95.82 | | | | | | | | | |
| In Tr/Ad | | | 157,958.09 | | | 11,822.02 | 169,780.11 | 135,425.58 | 8,065.38 | 27,262.73 | | |
| 7,091.80 | | | 95.82 | | | | | | | | | |
| ===== | | | | | | | | | | | | |
| 401 | 3200 | 500 | 9005 | 000000 | 000 | 00 | 000 | 0.00 | 0.00 | 0.00 | 0.00 | 0.00 |
| | | | | | | | | 0.00 | 0.00 | | | |
| 401 | 7500 | 900 | 9005 | 000000 | 000 | 00 | 000 | 0.00 | 0.00 | 0.00 | 0.00 | 0.00 |
| | | | | | | | | 0.00 | 0.00 | | | |

Date: 07/03/07
 Page: 21
 Time: 9:11 am
 (APPSUM)

SHELBY CITY SCHOOLS

Appropriation Account Summary

SORTED BY FUND
 File Report on Appropriations June 2007

| Account Number | | | | Description | | | | FYTD | MTD | Current + | FYTD | |
|----------------|------|-----|-----|-------------|----|----|-----------|------|--------|-----------|--------|-----------|
| FUND | FUNC | OBJ | SCC | SUBJ | OU | IL | JOB | | | | | |
| | | | | | | | Prior FY | | | | | |
| | | | | | | | Carryover | FYTD | Actual | Actual | Future | Remaining |
| Page 17 | | | | | | | | | | | | |

APPSUM.TXT

| Percent | Appropriated | Encumbrances | Expendable | Expenditures | Expenditures | Encumbrances | Balance |
|--------------------------|--------------|--------------|--|--------------|--------------|--------------|---------|
| Exp/Enc | | | | | | | |
| 401 3200 100 9006 000000 | 0.00 | 000 00 000 | AUXILIARY SERV COMMUNITY PERSONAL | SERV-SALARY | 0.00 | 0.00 | |
| 2,744.94- | 0.00 | | | | 2,744.94 | | |
| 401 3200 200 9006 000000 | 56.40 | 000 00 000 | AUXILIARY SERV COMMUNITY EMPLOYEES | RETIRE/INS | 4.40 | 0.00 | |
| 395.53- | 801.29 | | | | | | |
| 401 3200 400 9006 000000 | 1,132.95 | 000 00 000 | AUXILIARY SERV COMMUNITY PURCHASED | SERV | 0.00 | 0.00 | |
| 1,261.05- | 211.31 | | | | | | |
| 401 3200 500 9006 000000 | 6,971.70 | 000 00 000 | AUXILIARY SERV COMMUNITY SUPPLY/MATERIAL | | 4.40- | 0.00 | |
| 4,401.52 | 78.19 | | | | | | |
| 401 3200 100 9007 000000 | 10,000.00 | 000 00 000 | AUXILIARY SERV COMMUNITY PERSONAL | SERV-SALARY | 802.95 | 0.00 | |
| 208.99 | 97.91 | | | | | | |
| 401 3200 200 9007 000000 | 8,350.00 | 000 00 000 | AUXILIARY SERV COMMUNITY EMPLOYEES | RETIRE/INS | 163.65 | 0.00 | |
| 4,810.25 | 42.39 | | | | | | |
| 401 3200 400 9007 000000 | 15,000.00 | 000 00 000 | AUXILIARY SERV COMMUNITY PURCHASED | SERV | 200.00 | 0.00 | |
| 5,032.17 | 66.45 | | | | | | |
| 401 3200 500 9007 000000 | 29,747.21 | 000 00 000 | AUXILIARY SERV COMMUNITY SUPPLY/MATERIAL | | 4,288.37 | 26,859.94 | |
| 13,060.57- | 143.91 | | | | | | |
| 401 3200 100 9105 000000 | 0.00 | 000 00 000 | AUXILIARY SERV COMMUNITY PERSONAL | SERV-SALARY | 0.00 | 0.00 | |
| 0.00 | 0.00 | | | | | | |
| 401 3200 200 9105 000000 | 0.00 | 000 00 000 | AUXILIARY SERV COMMUNITY EMPLOYEES | RETIRE/INS | 0.00 | 0.00 | |
| 0.00 | 0.00 | | | | | | |
| 401 3200 400 9105 000000 | 0.00 | 000 00 000 | AUXILIARY SERV COMMUNITY PURCHASED | SERV | 0.00 | 0.00 | |
| 0.00 | 0.00 | | | | | | |
| 401 3200 500 9105 000000 | 0.00 | 000 00 000 | AUXILIARY SERV COMMUNITY SUPPLY/MATERIAL | | 0.00 | 0.00 | |
| 0.00 | 0.00 | | | | | | |
| 401 3200 600 9105 000000 | 0.00 | 000 00 000 | AUXILIARY SERV COMMUNITY CAPITAL | OUTLAY | 0.00 | 0.00 | |
| 0.00 | 0.00 | | | | | | |
| 401 3200 100 9106 000000 | 307.56 | 000 00 000 | AUXILIARY SERV COMMUNITY PERSONAL | SERV-SALARY | 0.00 | 0.00 | |
| 1,050.04- | 441.41 | | | | | | |
| 401 3200 200 9106 000000 | 169.89 | 000 00 000 | AUXILIARY SERV COMMUNITY EMPLOYEES | RETIRE/INS | 3.60 | 0.00 | |
| 40.12- | 122.88 | | | | | | |
| 401 3200 400 9106 000000 | 17,597.91 | 000 00 000 | AUXILIARY SERV COMMUNITY PURCHASED | SERV | 714.00 | 0.00 | |
| 2,350.44 | 86.64 | | | | | | |

Date: 07/03/07
 Page: 22
 Time: 9:11 am
 (APPSUM)

SHELBY CITY SCHOOLS
 Appropriation Account Summary

SORTED BY FUND
 File Report on Appropriations June 2007

| Account Number | Description | FYTD | MTD | Current + | FYTD |
|--------------------------|---|--------------|--------------|--------------|-----------|
| FUND FUNC OBJ SCC SUBJ | OU IL JOB | FYTD | MTD | Future | Remaining |
| Percent | | Actual | Actual | Encumbrances | Balance |
| Exp/Enc | | Expenditures | Expenditures | | |
| 401 3200 500 9106 000000 | AUXILIARY SERV COMMUNITY SUPPLY/MATERIAL | 12,300.70 | 0.00 | 2,947.58 | |
| 2,869.30 | | 6,483.82 | | | |
| 401 3200 600 9106 000000 | AUXILIARY SERV COMMUNITY CAPITAL OUTLAY | 1,903.63 | 0.00 | 2,178.83 | |
| 4,129.58- | | 3,854.38 | | | |
| 401 3200 100 9107 000000 | AUXILIARY SERV COMMUNITY PERSONAL SERV-SALARY | 10,000.00 | 332.67 | 0.00 | |
| 8,003.98 | | 1,996.02 | | | |
| 401 3200 200 9107 000000 | AUXILIARY SERV COMMUNITY EMPLOYEES RETIRE/INS | 6,150.00 | 67.55 | 0.00 | |
| 6,150.00 | | 447.73 | | | |

0.00 100.00 19.17 0.00 APPSUM.TXT 19.17 19.17 0.00
 *****TOTAL FOR FUND 450 (SCHOOLNET EQUIP/INFRASTRUCTURE):
 Ex Tr/Ad 19.17 0.00 19.17 19.17 19.17 0.00
 0.00 100.00
 In Tr/Ad 19.17 0.00 19.17 19.17 19.17 0.00
 0.00 100.00

=====
 451 2200 400 9003 000000 000 00 000 0.00 DATA COMM SUPP SERV-INSTRUCT STAFF PURCHASED 0.00 0.00
 0.00 0.00
 451 7400 900 9003 000000 000 00 000 0.00 DATA COMM ADVANCES OUT OTHER USES OF FUNDS 0.00 0.00
 0.00 0.00
 451 2200 400 9005 000000 000 00 000 0.00 DATA COMM SUPP SERV-INSTRUCT STAFF PURCHASED 0.00 0.00
 0.00 0.00
 451 2200 400 9006 000000 000 00 000 0.00 DATA COMM SUPP SERV-INSTRUCT STAFF PURCHASED 0.00 12,584.79
 415.21 97.69
 *****TOTAL FOR FUND 451 (DATA COMMUNICATION FUND):
 Ex Tr/Ad 18,000.00 0.00 18,000.00 5,000.00 0.00 12,584.79
 415.21 97.69
 In Tr/Ad 18,000.00 0.00 18,000.00 5,000.00 0.00 12,584.79
 415.21 97.69
 =====

Date: 07/03/07
 Page: 24
 Time: 9:11 am
 (APPSUM)

SHELBY CITY SCHOOLS
 Appropriation Account Summary

SORTED BY FUND
 File Report on Appropriations June 2007

| Account Number | Description | | | | | | | | | | FYTD | MTD | Current + | FYTD |
|---|--------------|--------------|------------|--------------|--------------|--------------|-----------|---|----------|----------|--------|--------|-----------|-----------|
| FUND FUNC OBJ SCC SUBJ | OU | IL | JOB | Prior FY | | | | | | FYTD | Actual | Actual | Future | Remaining |
| FYTD | FYTD | Carryover | FYTD | Actual | Actual | Future | Remaining | | | | | | | |
| Percent | FYTD | Encumbrances | FYTD | Expenditures | Expenditures | Encumbrances | Balance | | | | | | | |
| Exp/Enc | Appropriated | Encumbrances | Expendable | Expenditures | Expenditures | Encumbrances | Balance | | | | | | | |
| 452 2200 400 9002 | 000000 | 000 00 000 | 0.00 | 0.00 | 0.00 | 0.00 | 0.00 | SCHOOLNET PROF DEV SUPP SERV-INSTRUCT STAFF P | 0.00 | 0.00 | 0.00 | 0.00 | 0.00 | |
| 0.00 0.00 | | | | | | | | | | | | | | |
| 452 1100 400 9003 | 000000 | 000 00 000 | 0.00 | 0.00 | 0.00 | 0.00 | 0.00 | SCHOOLNET PROF DEV REG INSTRUCTION PURCHASED | 0.00 | 0.00 | 0.00 | 0.00 | 0.00 | |
| 0.00 0.00 | | | | | | | | | | | | | | |
| 452 1100 400 9004 | 000000 | 000 00 000 | 0.00 | 0.00 | 0.00 | 0.00 | 0.00 | SCHOOLNET PROF DEV REG INSTRUCTION PURCHASED | 0.00 | 0.00 | 0.00 | 0.00 | 0.00 | |
| 0.00 0.00 | | | | | | | | | | | | | | |
| 452 1100 400 9005 | 000000 | 000 00 000 | 0.00 | 0.00 | 0.00 | 0.00 | 0.00 | SCHOOLNET PROF DEV PURC SERV - FY05 | 0.00 | 0.00 | 0.00 | 0.00 | 0.00 | |
| 0.00 0.00 | | | | | | | | | | | | | | |
| 452 2200 400 9006 | 000000 | 000 00 000 | 3,740.00 | 0.00 | 3,740.00 | 3,740.00 | 0.00 | SCHOOLNET PROF DEV SUPP SERV-INSTRUCT STAFF P | 3,740.00 | 3,740.00 | 0.00 | 0.00 | 0.00 | |
| 0.00 100.00 | | | | | | | | | | | | | | |
| 452 2200 400 9007 | 000000 | 000 00 000 | 3,300.00 | 0.00 | 3,300.00 | 2,875.00 | 425.00 | ETech Ohio Professional Development | 2,875.00 | 2,875.00 | 425.00 | 425.00 | | |
| 0.00 100.00 | | | | | | | | | | | | | | |
| 452 2200 400 9102 | 000000 | 000 00 000 | 0.00 | 0.00 | 0.00 | 0.00 | 0.00 | SCHOOLNET PROF DEV SUPP SERV-INSTRUCT STAFF P | 0.00 | 0.00 | 0.00 | 0.00 | 0.00 | |
| 0.00 0.00 | | | | | | | | | | | | | | |
| *****TOTAL FOR FUND 452 (SCHOOLNET PROFESS. DEVELOPMENT): | | | | | | | | | | | | | | |
| Ex Tr/Ad | 7,040.00 | 0.00 | 7,040.00 | 6,615.00 | 2,875.00 | 425.00 | | | | | | | | |
| 0.00 100.00 | | | | | | | | | | | | | | |
| In Tr/Ad | 7,040.00 | 0.00 | 7,040.00 | 6,615.00 | 2,875.00 | 425.00 | | | | | | | | |
| 0.00 100.00 | | | | | | | | | | | | | | |
| 458 2200 400 9002 | 000000 | 000 00 000 | 0.00 | 0.00 | 0.00 | 0.00 | 0.00 | VIDEO DISTANCE LEARN SUPP SERV-INSTRUCT STAFF | 0.00 | 0.00 | 0.00 | 0.00 | 0.00 | |
| 0.00 0.00 | | | | | | | | | | | | | | |
| 458 2200 600 9002 | 000000 | 000 00 000 | 0.00 | 0.00 | 0.00 | 0.00 | 0.00 | VIDEO DISTANCE LEARN SUPP SERV-INSTRUCT STAFF | 0.00 | 0.00 | 0.00 | 0.00 | 0.00 | |
| 0.00 0.00 | | | | | | | | | | | | | | |

APPSUM.TXT

*****TOTAL FOR FUND 458 (INTER. VIDEO DISTANCE LEARNING):
 Ex Tr/Ad 0.00 0.00 0.00 0.00 0.00 0.00 0.00
 0.00 0.00
 In Tr/Ad 0.00 0.00 0.00 0.00 0.00 0.00 0.00
 0.00 0.00

=====

| | | | | | | | | | | |
|-------------------------------------|------|------|------|------|------|------|------|------|------|------|
| 459 1100 100 9005 000000 000 00 000 | 0.00 | 0.00 | 0.00 | 0.00 | 0.00 | 0.00 | 0.00 | 0.00 | 0.00 | 0.00 |
| | | | | | | | | | | |
| 459 1100 200 9005 000000 000 00 000 | 0.00 | 0.00 | 0.00 | 0.00 | 0.00 | 0.00 | 0.00 | 0.00 | 0.00 | 0.00 |
| | | | | | | | | | | |
| 459 1100 400 9005 000000 000 00 000 | 0.00 | 0.00 | 0.00 | 0.00 | 0.00 | 0.00 | 0.00 | 0.00 | 0.00 | 0.00 |
| | | | | | | | | | | |

Date: 07/03/07
 Page: 25
 Time: 9:11 am
 (APPSUM)

SHELBY CITY SCHOOLS
 Appropriation Account Summary

SORTED BY FUND
 File Report on Appropriations June 2007

| Account Number | Description | | | | | | | | | | FYTD | MTD | Current + | FYTD | |
|---------------------------------------|--------------|--------------|------------|--------------|--------------|--------------|---------|------|------|------|------|--------|-----------|--------|-----------|
| FUND FUNC OBJ SCC SUBJ | OU | IL | JOB | Prior FY | | | | | | | FYTD | Actual | Actual | Future | Remaining |
| FYTD | FYTD | Carryover | FYTD | Actual | Actual | Current + | FYTD | | | | | | | | |
| Percent | FYTD | Encumbrances | FYTD | Expenditures | Expenditures | Encumbrances | Balance | | | | | | | | |
| Exp/Enc | Appropriated | Encumbrances | Expendable | Expenditures | Expenditures | Encumbrances | Balance | | | | | | | | |
| 459 1100 500 9005 000000 000 00 000 | 0.00 | 0.00 | 0.00 | 0.00 | 0.00 | 0.00 | 0.00 | 0.00 | 0.00 | 0.00 | 0.00 | 0.00 | 0.00 | 0.00 | 0.00 |
| 459 7400 900 9005 000000 000 00 000 | 0.00 | 0.00 | 0.00 | 0.00 | 0.00 | 0.00 | 0.00 | 0.00 | 0.00 | 0.00 | 0.00 | 0.00 | 0.00 | 0.00 | 0.00 |
| 459 1100 100 9105 000000 000 00 000 | 0.00 | 0.00 | 0.00 | 0.00 | 0.00 | 0.00 | 0.00 | 0.00 | 0.00 | 0.00 | 0.00 | 0.00 | 0.00 | 0.00 | 0.00 |
| 459 1100 200 9105 000000 000 00 000 | 0.00 | 0.00 | 0.00 | 0.00 | 0.00 | 0.00 | 0.00 | 0.00 | 0.00 | 0.00 | 0.00 | 0.00 | 0.00 | 0.00 | 0.00 |
| 459 1100 400 9105 000000 000 00 000 | 0.00 | 0.00 | 0.00 | 0.00 | 0.00 | 0.00 | 0.00 | 0.00 | 0.00 | 0.00 | 0.00 | 0.00 | 0.00 | 0.00 | 0.00 |
| 459 1100 500 9105 000000 000 00 000 | 0.00 | 0.00 | 0.00 | 0.00 | 0.00 | 0.00 | 0.00 | 0.00 | 0.00 | 0.00 | 0.00 | 0.00 | 0.00 | 0.00 | 0.00 |
| 459 7400 900 9105 000000 000 00 000 | 0.00 | 0.00 | 0.00 | 0.00 | 0.00 | 0.00 | 0.00 | 0.00 | 0.00 | 0.00 | 0.00 | 0.00 | 0.00 | 0.00 | 0.00 |
| 459 1100 100 9205 000000 000 00 000 | 1,200.00 | 1,200.00 | 1,200.00 | 1,636.20 | 272.70 | 0.00 | 0.00 | 0.00 | 0.00 | 0.00 | 0.00 | 0.00 | 0.00 | 0.00 | 0.00 |
| 436.20- 136.35 | | | | | | | | | | | | | | | |
| 459 1100 200 9205 000000 000 00 000 | 0.00 | 0.00 | 0.00 | 0.00 | 0.00 | 0.00 | 0.00 | 0.00 | 0.00 | 0.00 | 0.00 | 0.00 | 0.00 | 0.00 | 0.00 |
| 459 1100 100 9601 000000 000 00 000 | 1,000.00 | 1,000.00 | 1,000.00 | 266.63 | 0.00 | 0.00 | 0.00 | 0.00 | 0.00 | 0.00 | 0.00 | 0.00 | 0.00 | 0.00 | 0.00 |
| 733.37 26.66 | | | | | | | | | | | | | | | |
| 459 1100 200 9601 000000 000 00 000 | 95.00 | 95.00 | 95.00 | 72.27 | 1.02 | 0.00 | 0.00 | 0.00 | 0.00 | 0.00 | 0.00 | 0.00 | 0.00 | 0.00 | 0.00 |
| 23.70 75.30 | | | | | | | | | | | | | | | |
| 459 1100 100 9602 000000 000 00 000 | 4,000.00 | 4,000.00 | 4,000.00 | 2,017.12 | 272.70 | 0.00 | 0.00 | 0.00 | 0.00 | 0.00 | 0.00 | 0.00 | 0.00 | 0.00 | 0.00 |
| 1,982.88 50.43 | | | | | | | | | | | | | | | |
| 459 1100 200 9602 000000 000 00 000 | 2,280.00 | 2,280.00 | 2,280.00 | 2,244.77 | 204.95 | 0.00 | 0.00 | 0.00 | 0.00 | 0.00 | 0.00 | 0.00 | 0.00 | 0.00 | 0.00 |
| 36.52 98.40 | | | | | | | | | | | | | | | |
| *****TOTAL FOR FUND 459 (OHIO READS): | 8,575.00 | 8,575.00 | 8,575.00 | 6,236.99 | 751.37 | 0.00 | 0.00 | 0.00 | 0.00 | 0.00 | 0.00 | 0.00 | 0.00 | 0.00 | 0.00 |
| Ex Tr/Ad | 8,575.00 | 8,575.00 | 8,575.00 | 6,236.99 | 751.37 | 0.00 | 0.00 | 0.00 | 0.00 | 0.00 | 0.00 | 0.00 | 0.00 | 0.00 | 0.00 |
| 2,340.27 72.72 | | | | | | | | | | | | | | | |
| In Tr/Ad | 8,575.00 | 8,575.00 | 8,575.00 | 6,236.99 | 751.37 | 0.00 | 0.00 | 0.00 | 0.00 | 0.00 | 0.00 | 0.00 | 0.00 | 0.00 | 0.00 |
| 2,340.27 72.72 | | | | | | | | | | | | | | | |

APPSUM.TXT
 460 1100 100 0000 000000 000 00 000 SUMMER INTERV. REG INSTRUCTION PERSONNEL SERV 21.79
 2,004.66 0.00 2,004.66 1,009.83 0.00
 994.83 50.37

Date: 07/03/07
 Page: 26
 Time: 9:11 am
 (APPSUM)

SHELBY CITY SCHOOLS
 Appropriation Account Summary

SORTED BY FUND
 File Report on Appropriations June 2007

| Account Number | Description | | | | FYTD | MTD | Current + | FYTD |
|--|--------------|--------------|---|--------------|--------------|--------------|-----------|-----------|
| FUND FUNC OBJ SCC SUBJ | OU | IL | JOB | Prior FY | FYTD | Actual | Future | Remaining |
| FYTD | FYTD | Carryover | FYTD | Actual | Actual | Encumbrances | Balance | |
| Percent | Appropriated | Encumbrances | Expendable | Expenditures | Expenditures | Encumbrances | Balance | |
| Exp/Enc | | | | | | | | |
| 460 1100 200 0000 000000 | 000 00 000 | | SUMMER INTERV. REG INSTRUCTION EMPLOYEES RETI | 275.00 | 174.04 | 3.05 | 0.00 | |
| 100.96 | 63.29 | 0.00 | | 275.00 | 174.04 | 3.05 | 0.00 | |
| 460 1100 500 0000 000000 | 000 00 000 | | SUMMER INTERV. REG INSTRUCTION SUPPLY/MATERIA | 0.00 | 0.00 | 0.00 | 0.00 | |
| 0.00 | 0.00 | 0.00 | | 0.00 | 0.00 | 0.00 | 0.00 | |
| 460 1100 100 9004 000000 | 000 00 000 | | SUMMER INTERV. REG INSTRUCTION PERSONAL SERV- | 0.00 | 0.00 | 0.00 | 0.00 | |
| 0.00 | 0.00 | 0.00 | | 0.00 | 0.00 | 0.00 | 0.00 | |
| 460 1100 200 9004 000000 | 000 00 000 | | SUMMER INTERV. REG INSTRUCTION EMPLOYEES RETI | 0.00 | 0.00 | 0.00 | 0.00 | |
| 0.00 | 0.00 | 0.00 | | 0.00 | 0.00 | 0.00 | 0.00 | |
| 460 1100 400 9004 000000 | 000 00 000 | | SUMMER INTERV. REG INSTRUCTION PURCHASED SERV | 0.00 | 0.00 | 0.00 | 0.00 | |
| 0.00 | 0.00 | 0.00 | | 0.00 | 0.00 | 0.00 | 0.00 | |
| 460 1100 500 9004 000000 | 000 00 000 | | SUMMER INTERV. REG INSTRUCTION SUPPLY/MATERIA | 0.00 | 0.00 | 0.00 | 0.00 | |
| 0.00 | 0.00 | 0.00 | | 0.00 | 0.00 | 0.00 | 0.00 | |
| 460 1100 100 9005 000000 | 000 00 000 | | SUMMER INTERV. REG INSTRUCTION PERSONAL SERV- | 0.00 | 0.00 | 0.00 | 0.00 | |
| 0.00 | 0.00 | 0.00 | | 0.00 | 0.00 | 0.00 | 0.00 | |
| 460 1100 200 9005 000000 | 000 00 000 | | SUMMER INTERV. REG INSTRUCTION EMPLOYEES RETI | 0.00 | 0.00 | 0.00 | 0.00 | |
| 0.00 | 0.00 | 0.00 | | 0.00 | 0.00 | 0.00 | 0.00 | |
| 460 7500 900 9005 000000 | 000 00 000 | | SUMMER INTERV. REFUND OF PRIOR YEARS RCPT OTH | 0.00 | 0.00 | 0.00 | 0.00 | |
| 0.00 | 0.00 | 0.00 | | 0.00 | 0.00 | 0.00 | 0.00 | |
| *****TOTAL FOR FUND 460 (SUMMER INTERVENTION): | | | | | | | | |
| Ex Tr/Ad | 2,279.66 | 0.00 | | 2,279.66 | 1,183.87 | 24.84 | 0.00 | |
| 1,095.79 | 51.93 | | | 2,279.66 | 1,183.87 | 24.84 | 0.00 | |
| In Tr/Ad | 2,279.66 | 0.00 | | 2,279.66 | 1,183.87 | 24.84 | 0.00 | |
| 1,095.79 | 51.93 | | | | | | | |

| | | | | | | | |
|--------------------------|------------|-------|---|----------|----------|-----------|------|
| 494 1100 100 9006 000000 | 000 00 000 | | DPIA REG INSTRUCTION PERSONAL SERV-SALARY | 0.00 | 0.00 | 0.00 | 0.00 |
| 0.00 | 0.00 | 0.00 | | 0.00 | 0.00 | 0.00 | 0.00 |
| 494 1100 200 9006 000000 | 000 00 000 | 41.51 | DPIA REG INSTRUCTION EMPLOYEES RETIRE/INSUR B | 41.51 | 0.00 | 0.00 | 0.00 |
| 41.51 | 0.00 | | | 41.51 | 0.00 | 0.00 | 0.00 |
| 494 1200 100 9006 000000 | 000 00 000 | | DPIA SPEC INSTRUCT PERSONAL SERV-SALARY | 0.00 | 4,445.77 | 1,284.43- | 0.00 |
| 4,445.77- | 0.00 | | | 0.00 | 4,445.77 | 1,284.43- | 0.00 |
| 494 1200 200 9006 000000 | 000 00 000 | 16.36 | DPIA SPEC INSTRUCT EMPLOYEES RETIRE/INSUR BEN | 16.36 | 2,056.71 | 5.44 | 0.00 |
| 2,040.35- | 0.00 | | | 16.36 | 2,056.71 | 5.44 | 0.00 |
| 494 1100 100 9007 000000 | 000 00 000 | | POVERTY AID REG INSTRUCTION PERSONAL SERV-SAL | 4,124.00 | 0.00 | 0.00 | 0.00 |
| 4,124.00 | 0.00 | | | 4,124.00 | 0.00 | 0.00 | 0.00 |

Date: 07/03/07
 Page: 27
 Time: 9:11 am
 (APPSUM)

SHELBY CITY SCHOOLS
 Appropriation Account Summary

SORTED BY FUND
 File Report on Appropriations June 2007

Account Number Description

608.57 99.89

| | | | | | | | | | | | | | | | |
|------------|--------|-----|------|--------|-----|----|-----|----------|----------|-----------|-------|------|------|------|---|
| 572 | 1100 | 400 | 9005 | 000000 | 000 | 00 | 000 | 0.00 | 0.00 | 0.00 | 0.00 | 0.00 | 0.00 | 0.00 | TITLE I REG INSTRUCTION PURCHASED SERV |
| 0.00 | 0.00 | | | | | | | | | | | | | | |
| 572 | 1100 | 500 | 9005 | 000000 | 000 | 00 | 000 | 0.00 | 0.00 | 0.00 | 0.00 | 0.00 | 0.00 | 0.00 | TITLE I FY05 INSTRUCTION SUPL |
| 0.00 | 0.00 | | | | | | | | | | | | | | |
| 572 | 1200 | 100 | 9005 | 000000 | 000 | 00 | 000 | 0.00 | 0.00 | 0.00 | 0.00 | 0.00 | 0.00 | 0.00 | TITLE I SPEC INSTRUCT PERSONAL SERV-SALARY |
| 0.00 | 0.00 | | | | | | | | | | | | | | |
| 572 | 1200 | 200 | 9005 | 000000 | 000 | 00 | 000 | 0.00 | 0.00 | 0.00 | 0.00 | 0.00 | 0.00 | 0.00 | TITLE I SPEC INSTRUCT EMPLOYEES RETIRE/INSUR |
| 0.00 | 0.00 | | | | | | | | | | | | | | |
| 572 | 2200 | 100 | 9005 | 000000 | 000 | 00 | 000 | 0.00 | 0.00 | 0.00 | 0.00 | 0.00 | 0.00 | 0.00 | TITLE I SUPP SERV-INSTRUCT STAFF PERSONAL SER |
| 0.00 | 0.00 | | | | | | | | | | | | | | |
| 572 | 2200 | 200 | 9005 | 000000 | 000 | 00 | 000 | 0.00 | 0.00 | 0.00 | 0.00 | 0.00 | 0.00 | 0.00 | TITLE I SUPP SERV-INSTRUCT STAFF EMPLOYEES RE |
| 0.00 | 0.00 | | | | | | | | | | | | | | |
| 572 | 1200 | 100 | 9006 | 000000 | 000 | 00 | 000 | 1,834.15 | 1,834.15 | 22,702.65 | 0.00 | 0.00 | 0.00 | 0.00 | TITLE I SPEC INSTRUCT PERSONAL SERV-SALARY |
| 20,868.50- | 0.00 | | | | | | | | | | | | | | |
| 572 | 1200 | 200 | 9006 | 000000 | 000 | 00 | 000 | 239.45 | 2,190.38 | 7,225.94 | 1.34- | 0.00 | 0.00 | 0.00 | TITLE I SPEC INSTRUCT EMPLOYEES RETIRE/INSUR |
| 4,796.11- | 297.38 | | | | | | | | | | | | | | |
| 572 | 1200 | 500 | 9006 | 000000 | 000 | 00 | 000 | 2,052.66 | 4,132.47 | 4,428.35 | 0.00 | 0.00 | 0.00 | 0.00 | TITLE I SPEC INSTRUCT SUPPLY/MATERIAL |
| 1,756.78 | 71.60 | | | | | | | | | | | | | | |

Date: 07/03/07
 Page: 30
 Time: 9:11 am
 (APPSUM)

SHELBY CITY SCHOOLS
 Appropriation Account Summary

SORTED BY FUND
 File Report on Appropriations June 2007

| Account Number | Description | | | | | | | FYTD | MTD | Current + | FYTD |
|--------------------------|--------------|--------------|------------|--------------|--------------|--------------|--------------|---------|---|-----------|------|
| FUND FUNC OBJ SCC SUBJ | OU | IL | JOB | Prior FY | FYTD | Actual | Actual | Future | Remaining | | |
| FYTD | FYTD | Carryover | FYTD | Actual | Actual | Encumbrances | Encumbrances | Balance | | | |
| Percent | Appropriated | Encumbrances | Expendable | Expenditures | Expenditures | Encumbrances | Encumbrances | Balance | | | |
| Exp/Enc | | | | | | | | | | | |
| 572 2200 400 9006 000000 | 000 | 00 | 000 | 209.26 | 3,084.98 | 124.26 | 0.00 | 0.00 | TITLE I SUPP SERV-INSTRUCT STAFF PURCHASED SE | | |
| 2,960.72 | 4.03 | | | | | | | | | | |
| 572 2400 100 9006 000000 | 000 | 00 | 000 | 0.00 | 11,655.23 | 1,040.29 | 0.00 | 0.00 | TITLE I SUPPORT SERV-ADMIN PERSONAL SERV-SALA | | |
| 10,614.94 | 8.93 | | | | | | | | | | |
| 572 2400 200 9006 000000 | 000 | 00 | 000 | 25.84 | 25.84 | 2,033.32 | 1.34 | 0.00 | TITLE I SUPPORT SERV-ADMIN EMPLOYEES RETIRE/I | | |
| 2,007.48- | 0.00 | | | | | | | | | | |
| 572 3200 100 9006 000000 | 000 | 00 | 000 | 0.00 | 24.00 | 477.10 | 0.00 | 0.00 | TITLE I COMMUNITY PERSONAL SERV-SALARY | | |
| 453.10- | 0.00 | | | | | | | | | | |
| 572 3200 200 9006 000000 | 000 | 00 | 000 | 6.11 | 6.11 | 234.10 | 0.00 | 0.00 | TITLE I COMMUNITY EMPLOYEES RETIRE/INSUR BEN | | |
| 227.99- | 0.00 | | | | | | | | | | |
| 572 7400 900 9006 000000 | 000 | 00 | 000 | 0.00 | 2,494.63 | 2,494.63 | 0.00 | 0.00 | TITLE I ADVANCES OUT OTHER USES OF FUNDS | | |
| 0.00 | 100.00 | | | | | | | | | | |
| 572 1200 100 9007 000000 | 000 | 00 | 000 | 0.00 | 55,651.40 | 56,700.55 | 7,091.04 | 0.00 | TITLE I SPEC INSTRUCT PERSONAL SERV-SALARY | | |
| 1,049.15- | 101.89 | | | | | | | | | | |
| 572 1200 200 9007 000000 | 000 | 00 | 000 | 0.00 | 19,930.44 | 19,458.20 | 1,477.22 | 0.00 | TITLE I SPEC INSTRUCT EMPLOYEES RETIRE/INSUR | | |
| 472.24 | 97.63 | | | | | | | | | | |
| 572 1200 500 9007 000000 | 000 | 00 | 000 | 0.00 | 950.00 | 936.82 | 0.00 | 0.00 | TITLE I SPEC INSTRUCT SUPPLY/MATERIAL | | |
| 13.18 | 98.61 | | | | | | | | | | |
| 572 2400 100 9007 000000 | 000 | 00 | 000 | 0.00 | 5,442.00 | 5,436.26 | 624.18 | 0.00 | TITLE I SUPPORT SERV-ADMIN PERSONAL SERV-SALA | | |
| 5.74 | 99.89 | | | | | | | | | | |
| 572 2400 200 9007 000000 | 000 | 00 | 000 | 0.00 | 2,208.00 | 2,486.79 | 164.79 | 0.00 | TITLE I SUPPORT SERV-ADMIN EMPLOYEES RETIRE/I | | |

APPSUM.TXT
 573 1100 200 9003 000000 000 00 000 TITLE VI REG INSTRUCTION EMPLOYEES RETIRE/INS
 0.00 0.00 0.00 0.00 0.00 0.00 0.00 0.00 0.00
 0.00 0.00

Date: 07/03/07
 Page: 32
 Time: 9:11 am
 (APPSUM)

SHELBY CITY SCHOOLS
 Appropriation Account Summary

SORTED BY FUND
 File Report on Appropriations June 2007

| Account Number | Description | | | | FYTD | MTD | Current + | FYTD |
|--|--------------|--------------|------------|--------------|--------------|--------------|-----------|-----------|
| FUND FUNC OBJ SCC SUBJ | OU | IL | JOB | Prior FY | FYTD | Actual | Future | Remaining |
| FYTD | FYTD | Carryover | FYTD | Actual | Actual | Encumbrances | Balance | |
| Percent | Appropriated | Encumbrances | Expendable | Expenditures | Expenditures | Encumbrances | Balance | |
| Exp/Enc | | | | | | | | |
| 573 1100 400 9003 000000 | 000 00 000 | 0.00 | 0.00 | 0.00 | 0.00 | 0.00 | 0.00 | 0.00 |
| 0.00 | 0.00 | | | | | | | |
| 573 3200 500 9003 000000 | 000 00 000 | 645.50 | 645.50 | 1,291.00 | 645.50 | 0.00 | 0.00 | 0.00 |
| 645.50 | 50.00 | | | | | | | |
| 573 1100 100 9005 000000 | 000 00 000 | 0.00 | 0.00 | 0.00 | 0.00 | 0.00 | 0.00 | 0.00 |
| 0.00 | 0.00 | | | | | | | |
| 573 1100 200 9005 000000 | 000 00 000 | 0.00 | 0.00 | 0.00 | 0.00 | 0.00 | 0.00 | 0.00 |
| 0.00 | 0.00 | | | | | | | |
| 573 1100 400 9005 000000 | 000 00 000 | 0.00 | 0.00 | 0.00 | 0.00 | 0.00 | 0.00 | 0.00 |
| 0.00 | 0.00 | | | | | | | |
| 573 3200 500 9005 000000 | 000 00 000 | 0.00 | 0.00 | 0.00 | 0.00 | 0.00 | 0.00 | 0.00 |
| 0.00 | 0.00 | | | | | | | |
| 573 2200 100 9006 000000 | 000 00 000 | 2,949.00 | 0.00 | 2,949.00 | 1,263.77 | 0.00 | 0.00 | 0.00 |
| 1,685.23 | 42.85 | | | | | | | |
| 573 2200 200 9006 000000 | 000 00 000 | 1,312.70 | 0.00 | 1,312.70 | 299.78 | 0.00 | 0.00 | 0.00 |
| 1,012.92 | 22.84 | | | | | | | |
| 573 2200 400 9006 000000 | 000 00 000 | 4,550.00 | 0.00 | 4,550.00 | 0.02- | 0.00 | 0.00 | 0.00 |
| 4,550.02 | 0.00 | | | | | | | |
| 573 3200 500 9006 000000 | 000 00 000 | 517.27 | 267.40 | 784.67 | 349.00 | 0.00 | 0.00 | 0.00 |
| 435.67 | 44.48 | | | | | | | |
| 573 2200 400 9007 000000 | 000 00 000 | 3,090.68 | 0.00 | 3,090.68 | 3,425.02 | 0.00 | 700.00 | 0.00 |
| 1,034.34- | 133.47 | | | | | | | |
| 573 3200 500 9007 000000 | 000 00 000 | 245.18 | 0.00 | 245.18 | 195.00 | 0.00 | 0.00 | 0.00 |
| 50.18 | 79.53 | | | | | | | |
| *****TOTAL FOR FUND 573 (TITLE V INNOVATIVE EDUC PGM): | | | | | | | | |
| Ex Tr/Ad | 13,310.33 | 912.90 | 14,223.23 | 6,178.05 | 0.00 | 700.00 | | |
| 7,345.18 | 48.36 | | | | | | | |
| In Tr/Ad | 13,310.33 | 912.90 | 14,223.23 | 6,178.05 | 0.00 | 700.00 | | |
| 7,345.18 | 48.36 | | | | | | | |

584 1100 500 0000 000000 000 00 000 DRUG FREE GRANT REG INSTRUCTION SUPPLY/MATERI
 0.00 0.00 0.00 0.00 0.00 0.00 0.00 0.00
 0.00 0.00
 584 1400 400 0000 000000 000 00 000 DRUG FREE GRANT ADULT/CONT ED INSTRUCT PURCHA
 0.00 0.00 0.00 0.00 0.00 0.00 0.00 0.00
 0.00 0.00

Date: 07/03/07
 Page: 33
 Time: 9:11 am
 (APPSUM)

SHELBY CITY SCHOOLS
 Appropriation Account Summary

SORTED BY FUND
 File Report on Appropriations June 2007

Account Number Description

| APPSUM.TXT | | | | | | | | | | | | | |
|------------|--------------|--------------|------------|--------------|--------------|--------------|--------|-----------|---|----------|----------|----------|--------|
| FUND | FUNC | OBJ | SCC | SUBJ | OU | IL | JOB | Prior FY | | | | | |
| FYTD | FYTD | FYTD | FYTD | FYTD | FYTD | Actual | MTD | Current + | FYTD | | | | |
| Percent | Appropriated | Carryover | Expendable | Expenditures | Expenditures | Encumbrances | Future | Remaining | | | | | |
| Exp/Enc | | Encumbrances | Expendable | Expenditures | Expenditures | Encumbrances | Future | Remaining | Balance | | | | |
| 584 | 2200 | 400 | 0000 | 000000 | 000 | 00 | 000 | 0.00 | DRUG FREE GRANT SUPP SERV-INSTRUCT STAFF PURC | 1,000.00 | 0.00 | 0.00 | 0.00 |
| 1,000.00 | 0.00 | | | | | | | | | | | | |
| 584 | 3200 | 500 | 0000 | 000000 | 000 | 00 | 000 | 0.00 | DRUG FREE GRANT COMMUNITY SUPPLY/MATERIAL | 0.00 | 0.00 | 0.00 | 0.00 |
| 0.00 | 0.00 | | | | | | | | | | | | |
| 584 | 1100 | 400 | 9005 | 000000 | 000 | 00 | 000 | 0.00 | DRUG FREE FY05 INSTRUCT PURC SERV | 0.00 | 0.00 | 0.00 | 0.00 |
| 0.00 | 0.00 | | | | | | | | | | | | |
| 584 | 1100 | 500 | 9005 | 000000 | 000 | 00 | 000 | 0.00 | DRUG FREE FY05 INSTRUCT SUPL | 0.00 | 0.00 | 0.00 | 0.00 |
| 0.00 | 0.00 | | | | | | | | | | | | |
| 584 | 2800 | 400 | 9005 | 000000 | 000 | 00 | 000 | 0.00 | DRUG FREE GRANT SUPPORT SERV-PUPIL TRANSPOR P | 0.00 | 0.00 | 0.00 | 0.00 |
| 0.00 | 0.00 | | | | | | | | | | | | |
| 584 | 3200 | 500 | 9005 | 000000 | 000 | 00 | 000 | 0.00 | DURG FREE FY05 COMMUNITY ED SUPL | 0.00 | 0.00 | 0.00 | 0.00 |
| 0.00 | 0.00 | | | | | | | | | | | | |
| 584 | 1100 | 400 | 9006 | 000000 | 000 | 00 | 000 | 0.00 | DRUG FREE GRANT REG INSTRUCTION PURCHASED SER | 8,570.70 | 7,142.00 | 0.00 | 0.00 |
| 1,428.70 | 83.33 | | | | | | | | | | | | |
| 584 | 1100 | 500 | 9006 | 000000 | 000 | 00 | 000 | 3,058.61 | DRUG FREE GRANT REG INSTRUCTION SUPPLY/MATERI | 978.76- | 2,079.85 | 2,079.85 | 0.00 |
| 0.00 | 100.00 | | | | | | | | | | | | |
| 584 | 2200 | 500 | 9006 | 000000 | 000 | 00 | 000 | 0.00 | DRUG FREE GRANT SUPP SERV-INSTRUCT STAFF SUPP | 894.70 | 894.70 | 0.00 | 0.00 |
| 894.70 | 0.00 | | | | | | | | | | | | |
| 584 | 3200 | 500 | 9006 | 000000 | 000 | 00 | 000 | 0.00 | DRUG FREE GRANT COMMUNITY SUPPLY/MATERIAL | 344.00 | 344.00 | 0.00 | 0.00 |
| 344.00 | 0.00 | | | | | | | | | | | | |
| 584 | 7400 | 900 | 9006 | 000000 | 000 | 00 | 000 | 0.00 | DRUG FREE GRANT ADVANCES OUT OTHER USES OF FU | 875.53 | 875.53 | 0.00 | 0.00 |
| 0.00 | 100.00 | | | | | | | | | | | | |
| 584 | 1100 | 100 | 9007 | 000000 | 000 | 00 | 000 | 0.00 | Title IV SFDC FY 2007 salary | 500.00 | 500.00 | 0.00 | 0.00 |
| 500.00 | 0.00 | | | | | | | | | | | | |
| 584 | 1100 | 200 | 9007 | 000000 | 000 | 00 | 000 | 0.00 | Benefits Title IV SDFS FY 2007 | 85.00 | 85.00 | 0.00 | 0.00 |
| 85.00 | 0.00 | | | | | | | | | | | | |
| 584 | 1100 | 400 | 9007 | 000000 | 000 | 00 | 000 | 0.00 | DRUG FREE GRANT REG INSTRUCTION PURCHASED SER | 4,500.00 | 4,500.00 | 148.06 | 148.06 |
| 4,351.94 | 3.29 | | | | | | | | | | | | |
| 584 | 1100 | 500 | 9007 | 000000 | 000 | 00 | 000 | 0.00 | DRUG FREE GRANT REG INSTRUCTION SUPPLY/MATERI | 1,087.82 | 1,087.82 | 309.30 | 0.00 |
| 636.60 | 41.48 | | | | | | | | | | | | 141.92 |
| 584 | 2200 | 400 | 9007 | 000000 | 000 | 00 | 000 | 0.00 | DRUG FREE GRANT SUPP SERV-INSTRUCT STAFF PURC | 0.00 | 0.00 | 170.00 | 0.00 |
| 170.00- | 0.00 | | | | | | | | | | | | |

Date: 07/03/07
Page: 34
Time: 9:11 am
(APPSUM)

SHELBY CITY SCHOOLS
Appropriation Account Summary

SORTED BY FUND
File Report on Appropriations June 2007

| Account Number | Description | | | | | | | | | | | | |
|--|--------------|--------------|------------|--------------|--------------|--------------|--------|-----------|---|-----------|-----------|----------|----------|
| FUND | FUNC | OBJ | SCC | SUBJ | OU | IL | JOB | Prior FY | FYTD | MTD | Current + | FYTD | |
| FYTD | FYTD | FYTD | FYTD | FYTD | FYTD | Actual | MTD | Current + | Remaining | | | | |
| Percent | Appropriated | Carryover | Expendable | Expenditures | Expenditures | Encumbrances | Future | Remaining | Balance | | | | |
| Exp/Enc | | Encumbrances | Expendable | Expenditures | Expenditures | Encumbrances | Future | Remaining | Balance | | | | |
| 584 | 3200 | 500 | 9007 | 000000 | 000 | 00 | 000 | 0.00 | DRUG FREE GRANT COMMUNITY SUPPLY/MATERIAL | 298.85 | 298.85 | 0.00 | 1,619.05 |
| 1,320.20- | 541.76 | | | | | | | | | | | | |
| *****TOTAL FOR FUND 584 (DRUG FREE SCHOOL GRANT FUND): | | | | | | | | | | | | | |
| Ex Tr/Ad | 16,302.31 | | | | | 3,058.61 | | | 19,360.92 | 9,849.21 | 148.06 | 1,760.97 | |
| 7,750.74 | 59.97 | | | | | | | | 20,236.45 | 10,724.74 | 148.06 | 1,760.97 | |
| In Tr/Ad | 17,177.84 | | | | | 3,058.61 | | | 20,236.45 | 10,724.74 | 148.06 | 1,760.97 | |

APPSUM.TXT

7,750.74 61.70

| | | | | | | | | | | | | | |
|-----------|--------|-----|------|--------|-----|----|-----|----------|---|-----------|-----------|-----------|------|
| 590 | 1100 | 100 | 9005 | 000000 | 000 | 00 | 000 | 0.00 | MISC. FED. GRANT REG INSTRUCTION PERSONAL SER | 0.00 | 0.00 | 0.00 | 0.00 |
| 0.00 | 0.00 | | | | | | | | | | | | |
| 590 | 1100 | 200 | 9005 | 000000 | 000 | 00 | 000 | 0.00 | MISC. FED. GRANT REG INSTRUCTION EMPLOYEES RE | 0.00 | 0.00 | 0.00 | 0.00 |
| 0.00 | 0.00 | | | | | | | | | | | | |
| 590 | 1100 | 400 | 9005 | 000000 | 000 | 00 | 000 | 0.00 | MISC. FED. GRANT REG INSTRUCTION PURCHASED SE | 0.00 | 1,451.00- | 0.00 | 0.00 |
| 1,451.00 | 0.00 | | | | | | | | | | | | |
| 590 | 1100 | 500 | 9005 | 000000 | 000 | 00 | 000 | 0.00 | MISC. FED. GRANT REG INSTRUCTION SUPPLY/MATER | 0.00 | 0.00 | 0.00 | 0.00 |
| 0.00 | 0.00 | | | | | | | | | | | | |
| 590 | 3200 | 400 | 9005 | 000000 | 000 | 00 | 000 | 0.00 | IMPROVING TCHR QUALITY COMMUNITY PURCHASED SE | 0.00 | 1,451.00 | 0.00 | 0.00 |
| 1,451.00- | 0.00 | | | | | | | | | | | | |
| 590 | 3200 | 500 | 9005 | 000000 | 000 | 00 | 000 | 0.00 | IMPROVING TCHR QUALITY COMMUNITY SUPPLY/MATER | 0.00 | 0.00 | 0.00 | 0.00 |
| 0.00 | 0.00 | | | | | | | | | | | | |
| 590 | 1100 | 100 | 9006 | 000000 | 000 | 00 | 000 | 0.00 | IMPROVING TCHR QUALITY REG INSTRUCTION PERSON | 3,785.78 | 9,027.04 | 0.00 | 0.00 |
| 5,241.26- | 238.45 | | | | | | | | | | | | |
| 590 | 1100 | 200 | 9006 | 000000 | 000 | 00 | 000 | 99.49 | IMPROVING TCHR QUALITY REG INSTRUCTION EMPLOY | 1,840.84 | 1,940.33 | 4,512.55 | 0.00 |
| 2,572.22- | 232.57 | | | | | | | | | | | | |
| 590 | 2200 | 100 | 9006 | 000000 | 000 | 00 | 000 | 0.00 | IMPROVING TCHR QUALITY SUPP SERV-INSTRUCT STA | 12,075.12 | 12,075.12 | 0.00 | 0.00 |
| 12,075.12 | 0.00 | | | | | | | | | | | | |
| 590 | 2200 | 200 | 9006 | 000000 | 000 | 00 | 000 | 0.00 | IMPROVING TCHR QUALITY SUPP SERV-INSTRUCT STA | 0.00 | 0.00 | 0.00 | 0.00 |
| 0.00 | 0.00 | | | | | | | | | | | | |
| 590 | 2200 | 400 | 9006 | 000000 | 000 | 00 | 000 | 6,572.80 | IMPROVING TCHR QUALITY SUPP SERV-INSTRUCT STA | 9,152.84 | 15,725.64 | 12,447.38 | 0.90 |
| 3,278.26 | 79.15 | | | | | | | | | | | | |
| 590 | 2200 | 500 | 9006 | 000000 | 000 | 00 | 000 | 3,814.67 | IMPROVING TCHR QUALITY SUPP SERV-INSTRUCT STA | 3,300.55 | 7,115.22 | 294.88 | 0.00 |
| 6,820.34 | 4.14 | | | | | | | | | | | | |
| 590 | 2400 | 100 | 9006 | 000000 | 000 | 00 | 000 | 0.00 | IMPROVING TCHR QUALITY SUPPORT SERV-ADMIN PER | 1,400.00 | 1,400.00 | 0.00 | 0.00 |
| 1,400.00 | 0.00 | | | | | | | | | | | | |

Date: 07/03/07
Page: 35
Time: 9:11 am
(APPSUM)

SHELBY CITY SCHOOLS
Appropriation Account Summary

SORTED BY FUND
File Report on Appropriations June 2007

| Account Number | Description | | | FYTD | MTD | Current + | FYTD |
|--------------------------|--------------|--------------|------------|--------------|--------------|--------------|-----------|
| FUND FUNC OBJ SCC SUBJ | OU | IL JOB | Prior FY | FYTD | Actual | Future | Remaining |
| FYTD | FYTD | Carryover | FYTD | Actual | Actual | Encumbrances | Balance |
| Percent | Appropriated | Encumbrances | Expendable | Expenditures | Expenditures | Encumbrances | Balance |
| Exp/Enc | | | | | | | |
| 590 2400 200 9006 000000 | 000 | 00 | 000 | 0.00 | 450.00 | 394.00 | 0.00 |
| 56.00 | 87.56 | | | | | | |
| 590 3200 400 9006 000000 | 000 | 00 | 000 | 0.00 | 2,942.88 | 5,197.50 | 0.00 |
| 2,254.62- | 176.61 | | | | | | |
| 590 7400 900 9006 000000 | 000 | 00 | 000 | 0.00 | 19,586.13 | 19,586.16 | 0.00 |
| 0.03- | 100.00 | | | | | | |
| 590 1100 100 9007 000000 | 000 | 00 | 000 | 0.00 | 45,000.00 | 48,084.18 | 6,141.75 |
| 3,084.18- | 106.85 | | | | | | |
| 590 1100 200 9007 000000 | 000 | 00 | 000 | 0.00 | 14,500.00 | 8,829.36 | 1,187.20 |
| 5,670.64 | 60.89 | | | | | | |
| 590 2400 400 9007 000000 | 000 | 00 | 000 | 0.00 | 26,416.91 | 15,187.43 | 1,726.00 |
| 9,369.48 | 64.53 | | | | | | 1,860.00 |
| 590 2400 500 9007 000000 | 000 | 00 | 000 | 0.00 | 2,640.00 | 2,054.29 | 330.69 |
| | | | | | | | 790.29 |

APPSUM.TXT

| | | | | | | |
|------------|---------------|------------|---------------|---------------|--------------|------------|
| 264,552.03 | 98.91 | | | | | |
| In Tr/Ad | 23,850,302.20 | 603,283.52 | 24,453,585.72 | 23,809,504.72 | 2,178,994.32 | 384,889.51 |
| 259,191.49 | 98.94 | | | | | |

=====

=====

-- Options Summary --

Output file: SUMCHEKPY.TXT
 Print options page? (Y,N) Y
 Report heading: Summary Rpt on Checks Written June 2007
 Sort options: N
 Check types to select. (D,I,M,P,R,T,W): W
 Print vendor from PO or check. (P,C): P
 Date Selection From: 06/01/2007
 To: 06/30/2007
 Summary or Detail report? (S,D) S
 Single or Double space summary report? (S,D) S
 Include or Exclude the following vendors?(I,E) I

BAT_CHEKPY executed by SHELBY_EA on node NCOCC0:: at 2-JUL-2007 23:01:14.04

Date: 07/02/2007
 Page: 1
 Time: 11:01 pm
 (CHEKPY)

SHELBY CITY SCHOOLS

SORT BY VENDOR NAME

Summary Rpt on Checks Written June 2007
 CHECK DATES BETWEEN 06/01/2007 AND 06/30/2007

| CHECK CHECK | TYPE AMOUNT | DATE | VENDOR | VENDOR | WARRANT CHECKS STATUS/DATE | BANK CODE |
|----------------|----------------|------------|---------------------------------------|--------|-------------------------------|-----------|
| 048503 | W | 06/11/2007 | ABC SCHOOL SUPPLY, INC | 000652 | RECONCILED:06/30/2007 | |
| 182.68 | | | | | | |
| 048496 | W | 06/11/2007 | ABER'S TRUCK CENTER | 000234 | RECONCILED:06/30/2007 | |
| 311.63 | | | | | | |
| 048604 | W | 06/21/2007 | ABER'S TRUCK CENTER | 000234 | RECONCILED:06/30/2007 | |
| 542.26 | | | | | | |
| 048665 | W | 06/21/2007 | ABRAMS & CO. PUBLISHERS, INC. | 006814 | RECONCILED:06/30/2007 | |
| 501.60 | | | | | | |
| 048656 | W | 06/21/2007 | ADVANCED COMPUTER CONNECTION | 006066 | RECONCILED:06/30/2007 | |
| 7,686.00 | | | | | | |
| 048668 | W | 06/21/2007 | AGRI-MARK FARMERS CO-OP INC. | 007106 | RECONCILED:06/30/2007 | |
| 138.84 | | | | | | |
| 048529 | W | 06/11/2007 | AMERICAN CANCER SOCIETY | 002907 | RECONCILED:06/30/2007 | |
| 1,454.92 | | | | | | |
| 048569 | W | 06/11/2007 | ANDERSON COACH & TRAVEL | 880016 | RECONCILED:06/30/2007 | |
| 20.00 | | | | | | |
| 048515 | W | 06/11/2007 | ANGEL ALFREY | 001052 | RECONCILED:06/30/2007 | |
| 14.40 | | | | | | |
| 048686 | W | 06/21/2007 | ARBOR SCIENTIFIC | 880048 | RECONCILED:06/30/2007 | |
| 435.91 | | | | | | |
| 048699 | W | 06/28/2007 | ATOMIC LEARNING | 000132 | | |
| 2,513.70 | | | | | | |
| 048655 | W | 06/21/2007 | AUTO-JET MUFFLER CORP | 005983 | RECONCILED:06/30/2007 | |
| 187.70 | | | | | | |
| 048649 | W | 06/21/2007 | BAKER VEHICLE SYSTEMS | 005058 | RECONCILED:06/30/2007 | |
| 174.86 | | | | | | |
| 048646 | W | 06/21/2007 | BARNES & NOBLE BOOKSELLERS | 004891 | | |
| 726.02 | | | | | | |
| 048555 | W | 06/11/2007 | BARRY ARGO | 007074 | RECONCILED:06/30/2007 | |
| 46.00 | | | | | | |
| 048546 | W | 06/11/2007 | BLAKE HIXON | 006415 | RECONCILED:06/30/2007 | |
| 295.62 | | | | | | |
| 048491 | W | 06/11/2007 | BRENDA STOCK | 000124 | RECONCILED:06/30/2007 | |
| 246.00 | | | | | | |
| 048501 | W | 06/11/2007 | BRIAN NABORS | 000607 | RECONCILED:06/30/2007 | |
| 87.67 | | | | | | |
| 048609 | W | 06/21/2007 | BRIGHT APPLE | 000338 | RECONCILED:06/30/2007 | |
| 72.40 | | | | | | |
| 048486 | W | 06/11/2007 | BRITT'S CRAFTS | 000049 | RECONCILED:06/30/2007 | |
| 87.00 | | | | | | |
| 048587 | W | 06/21/2007 | BRITT'S CRAFTS | 000049 | RECONCILED:06/30/2007 | |
| 322.45 | | | | | | |
| 048547 | W | 06/11/2007 | BRITTANY REAM | 006437 | RECONCILED:06/30/2007 | |
| 141.95 | | | | | | |
| 048549 | W | 06/11/2007 | BUCKEYE DONKEY BALL | 006620 | RECONCILED:06/30/2007 | |
| 50.00 | | | | | | |
| 048688 | W | 06/21/2007 | BUCKEYE STATE YEARBOOK WORKSHO | 880056 | | |
| 590.00 | | | | | | |
| 048541 | W | 06/11/2007 | KAREN DUFRAME CAIN FAMILY PRINTING | 005348 | RECONCILED:06/30/2007 | |

SUMCHEKPY.TXT

| | | | | | |
|-----------|---|------------|------------------------------|--------|-----------------------|
| 140.00 | | | | | |
| 048651 | W | 06/21/2007 | CAIN FAMILY PRINTING | 005348 | RECONCILED:06/30/2007 |
| 1,457.50 | | | | | |
| 048685 | W | 06/21/2007 | CALCULATORS, INC | 880045 | RECONCILED:06/30/2007 |
| 2,395.51 | | | | | |
| 048661 | W | 06/21/2007 | CARDINAL BUS SALES | 006571 | RECONCILED:06/30/2007 |
| 2,194.61 | | | | | |
| 048512 | W | 06/11/2007 | CAREY MILLER | 001036 | RECONCILED:06/30/2007 |
| 714.00 | | | | | |
| 048558 | W | 06/11/2007 | CARL LEEDY | 007373 | RECONCILED:06/30/2007 |
| 67.00 | | | | | |
| 048696 | W | 06/27/2007 | CAROL LESSEUER | 004920 | |
| 45.00 | | | | | |
| 048636 | W | 06/21/2007 | CAROLINA BIOLOGICAL | 003564 | RECONCILED:06/30/2007 |
| 160.84 | | | | | |
| | | | SUPPLY COMPANY | | |
| 048615 | W | 06/21/2007 | CARROT-TOP INDUSTRIES | 000633 | RECONCILED:06/30/2007 |
| 758.36 | | | | | |
| 048645 | W | 06/21/2007 | CARSON-DELLOSA | 004837 | RECONCILED:06/30/2007 |
| 21.91 | | | | | |
| | | | PUBLISHING COMPANY | | |
| 048658 | W | 06/21/2007 | CDW-G | 006303 | RECONCILED:06/30/2007 |
| 2,586.29 | | | | | |
| 048564 | W | 06/11/2007 | CENTRAL SCHOOL | 008010 | RECONCILED:06/30/2007 |
| 50.00 | | | | | |
| | | | DIANE ERVIN, PRINCIPAL | | |
| 048557 | W | 06/11/2007 | CHARLES SPEELMAN | 007332 | RECONCILED:06/30/2007 |
| 315.25 | | | | | |
| 048670 | W | 06/21/2007 | CHARLES SPEELMAN | 007332 | RECONCILED:06/30/2007 |
| 465.60 | | | | | |
| 048552 | W | 06/11/2007 | CHUCK MERKLE | 006822 | RECONCILED:06/30/2007 |
| 2,600.00 | | | | | |
| 048542 | W | 06/11/2007 | CIRCUIT CITY STORES | 005408 | |
| 169.99 | | | | | |
| | | | STORE 3712 | | |
| 048652 | W | 06/21/2007 | CLASSROOM DIRECT.COM | 005510 | RECONCILED:06/30/2007 |
| 103.98 | | | | | |
| 048678 | W | 06/21/2007 | CLASSROOM PRODUCTS WAREHOUSE | 880029 | |
| 421.61 | | | | | |
| 048633 | W | 06/21/2007 | COLE DISTRIBUTING INC | 003001 | RECONCILED:06/30/2007 |
| 877.80 | | | | | |
| 048576 | W | 06/15/2007 | CORESOURCE | 009047 | RECONCILED:06/30/2007 |
| 13,838.30 | | | | | |
| 048583 | W | 06/21/2007 | CORNELL'S IGA FOODLINER | 000023 | RECONCILED:06/30/2007 |
| 391.21 | | | | | |
| 048654 | W | 06/21/2007 | COUNTRY STAR CO-OP | 005905 | RECONCILED:06/30/2007 |
| 515.89 | | | | | |

Date: 07/02/2007
 Page: 2
 Time: 11:01 pm
 (CHEKPY)

SHELBY CITY SCHOOLS

SORT BY VENDOR NAME

Summary Rpt on Checks written June 2007
 CHECK DATES BETWEEN 06/01/2007 AND 06/30/2007
 WARRANT CHECKS

| CHECK | TYPE | DATE | VENDOR | VENDOR | STATUS/DATE | BANK CODE |
|-----------|--------|------------|-----------------------------|--------|-----------------------|-----------|
| CHECK | AMOUNT | | | | | |
| 048647 | W | 06/21/2007 | CULLIGAN WATER CONDITIONING | 005003 | RECONCILED:06/30/2007 | |
| 36.50 | | | | | | |
| 048607 | W | 06/21/2007 | CURRICULUM ASSOCIATES INC | 000291 | RECONCILED:06/30/2007 | |
| 54.89 | | | | | | |
| 048563 | W | 06/11/2007 | CYSTIC FIBROSIS FOUNDATION | 007942 | RECONCILED:06/30/2007 | |
| 1,454.92 | | | | | | |
| 048591 | W | 06/21/2007 | DAILY GLOBE | 000121 | RECONCILED:06/30/2007 | |
| 32.20 | | | | | | |
| 048561 | W | 06/11/2007 | DAN'S LOCKSMITHING | 007743 | RECONCILED:06/30/2007 | |
| 142.00 | | | | | | |
| 048559 | W | 06/11/2007 | DAVE MACK | 007492 | RECONCILED:06/30/2007 | |
| 46.00 | | | | | | |
| 048505 | W | 06/11/2007 | DAWSON INSURANCE | 000675 | RECONCILED:06/30/2007 | |
| 19,077.25 | | | | | | |
| 048671 | W | 06/21/2007 | DAYS SPRING NURSERY INC | 007562 | RECONCILED:06/30/2007 | |
| 220.00 | | | | | | |
| | | | DOUGLAS LANDSCAPING | | | |
| 048631 | W | 06/21/2007 | DELTA EDUCATION INC | 002537 | | |
| 396.00 | | | | | | |
| 048640 | W | 06/21/2007 | DIANE ERVIN | 004313 | | |

SUMCHEKPY.TXT

| | | | | | |
|-----------|---|------------|--|--------|-----------------------|
| 140.86 | | | | | |
| 048533 | W | 06/11/2007 | DIOCESE OF TOLEDO | 003126 | RECONCILED:06/30/2007 |
| 15.00 | | | | | |
| 048498 | W | 06/11/2007 | DJ CO-OPS | 000326 | RECONCILED:06/30/2007 |
| 432.40 | | | | | |
| 048562 | W | 06/11/2007 | EAI EDUCATION | 007914 | RECONCILED:06/30/2007 |
| 149.05 | | | | | |
| 048540 | W | 06/11/2007 | EDUCATORS OUTLET | 005001 | RECONCILED:06/30/2007 |
| 229.44 | | | | | |
| 048590 | W | 06/21/2007 | EMBARQ | 000094 | |
| 298.65 | | | | | |
| 048610 | W | 06/21/2007 | ENGRAVING BY STEVE | 000358 | |
| 643.25 | | | | | |
| 048644 | W | 06/21/2007 | EZE RENTAL | 004796 | |
| 380.16 | | | | | |
| 048568 | W | 06/11/2007 | FIRST CITIZENS BANK OF SHELBY | 009019 | RECONCILED:06/30/2007 |
| 812.70 | | | | | |
| 048598 | W | 06/21/2007 | FISHER SCIENTIFIC CO | 000158 | |
| 111.63 | | | | | |
| 048585 | W | 06/21/2007 | EDUCATIONAL MATERIAL DIV FOLLETT EDUCATIONAL SERV | 000035 | RECONCILED:06/30/2007 |
| 105.75 | | | | | |
| 048613 | W | 06/21/2007 | A FOLLETT CORP COMPANY FREY SCIENTIFIC | 000453 | RECONCILED:06/30/2007 |
| 728.67 | | | | | |
| 048531 | W | 06/11/2007 | G A WINTZER & SON CO | 003051 | RECONCILED:06/30/2007 |
| 50.00 | | | | | |
| 048677 | W | 06/21/2007 | G L SPORTS | 880024 | RECONCILED:06/30/2007 |
| 169.05 | | | | | |
| 048523 | W | 06/11/2007 | GARY DVORAK | 001938 | RECONCILED:06/30/2007 |
| 171.69 | | | | | |
| 048577 | W | 06/15/2007 | GENWORTH FINANCIAL | 000805 | RECONCILED:06/30/2007 |
| 2,281.60 | | | | | |
| 048521 | W | 06/11/2007 | G.E. TERM BEN GLEN'S SURPLUS SALES INC | 001352 | RECONCILED:06/30/2007 |
| 107.81 | | | | | |
| 048663 | W | 06/21/2007 | GORDON FLESCH CO. | 006674 | RECONCILED:06/30/2007 |
| 30.26 | | | | | |
| 048622 | W | 06/21/2007 | GORDON FOOD SERVICE | 001062 | RECONCILED:06/30/2007 |
| 20,234.06 | | | | | |
| 048545 | W | 06/11/2007 | GRANT SAINT JOHN | 006089 | RECONCILED:06/30/2007 |
| 139.89 | | | | | |
| 048697 | W | 06/27/2007 | GRANT SAINT JOHN | 006089 | |
| 205.90 | | | | | |
| 048518 | W | 06/11/2007 | HISTORY EDUCATION | 001176 | RECONCILED:06/30/2007 |
| 247.90 | | | | | |
| 048581 | W | 06/21/2007 | HOUGHTON MIFFLIN CO | 000002 | RECONCILED:06/30/2007 |
| 92.38 | | | | | |
| 048601 | W | 06/21/2007 | J.E. CARSTEN | 000188 | RECONCILED:06/30/2007 |
| 255.40 | | | | | |
| 048560 | W | 06/11/2007 | JAN OLSEN, OTR | 007504 | RECONCILED:06/30/2007 |
| 250.47 | | | | | |
| 048527 | W | 06/11/2007 | JEFFERY KURTZMAN | 002842 | RECONCILED:06/30/2007 |
| 39.13 | | | | | |
| 048672 | W | 06/21/2007 | JENNIFER HUMMEL | 007660 | RECONCILED:06/30/2007 |
| 136.90 | | | | | |
| 048538 | W | 06/11/2007 | JENNIFER STEELE-REHBERG | 004445 | |
| 23.00 | | | | | |
| 048624 | W | 06/21/2007 | JOSTENS | 001148 | RECONCILED:06/30/2007 |
| 40.96 | | | | | |
| 048506 | W | 06/11/2007 | KATHERINE RIETSCHLIN | 000755 | VOID: 06/26/2007 |
| 2,418.00 | | | | | |
| 048543 | W | 06/11/2007 | KATHY SNYDER | 005536 | RECONCILED:06/30/2007 |
| 185.76 | | | | | |
| 048528 | W | 06/11/2007 | KIMBALL MIDWEST | 002858 | RECONCILED:06/30/2007 |
| 177.48 | | | | | |
| 048488 | W | 06/11/2007 | PERFORMANCE ENG PRODUCTS KRISTIN JONES | 000068 | RECONCILED:06/30/2007 |
| 60.00 | | | | | |
| 048504 | W | 06/11/2007 | KSS | 000672 | RECONCILED:06/30/2007 |
| 21.60 | | | | | |
| 048616 | W | 06/21/2007 | KSS | 000672 | |
| 189.58 | | | | | |
| 048605 | W | 06/21/2007 | LAKESHORE LEARNING MATER | 000242 | RECONCILED:06/30/2007 |
| 1,097.12 | | | | | |
| 048611 | W | 06/21/2007 | LANTZ STAR GRAPHICS | 000398 | RECONCILED:06/30/2007 |
| 557.50 | | | | | |

Date: 07/02/2007

SHELBY CITY SCHOOLS

Page 3

Summary Rpt on Checks Written June 2007
 CHECK DATES BETWEEN 06/01/2007 AND 06/30/2007

| CHECK CHECK | TYPE AMOUNT | DATE | VENDOR | WARRANT VENDOR | CHECKS STATUS/DATE | BANK CODE |
|----------------|----------------|------------|--|-------------------|-----------------------|--------------|
| 048681 | W | 06/21/2007 | LEAP FROG SCHOOLHOUSE | 880032 | RECONCILED:06/30/2007 | |
| 8,064.16 | | | | | | |
| 048571 | W | 06/11/2007 | LEUKEMIA & LYMPHOMA SOCIETY | 880053 | RECONCILED:06/30/2007 | |
| 300.00 | | | | | | |
| 048497 | W | 06/11/2007 | LEXISNEXIS MATTHEW BENDER | 000310 | RECONCILED:06/30/2007 | |
| 379.20 | | | | | | |
| 048626 | W | 06/21/2007 | LIBRARY VIDEO COMPANY | 001723 | RECONCILED:06/30/2007 | |
| 276.73 | | | | | | |
| 048544 | W | 06/11/2007 | LINDA PERKINS | 006036 | RECONCILED:06/30/2007 | |
| 34.90 | | | | | | |
| 048570 | W | 06/11/2007 | LISA HALL | 880052 | | |
| 400.00 | | | | | | |
| 048632 | W | 06/21/2007 | LONG'S REFRIGERATION | 002539 | RECONCILED:06/30/2007 | |
| 188.70 | | | | | | |
| 048608 | W | 06/21/2007 | MACKIN LIBRARY MEDIA | 000335 | RECONCILED:06/30/2007 | |
| 296.39 | | | | | | |
| 048500 | W | 06/11/2007 | MAHEK TROPHIES & AWARDS | 000536 | RECONCILED:06/30/2007 | |
| 171.00 | | | | | | |
| 048614 | W | 06/21/2007 | MAHEK TROPHIES & AWARDS | 000536 | RECONCILED:06/30/2007 | |
| 911.30 | | | | | | |
| 048650 | W | 06/21/2007 | MANSFIELD HARDWARE & SUPPLY | 005147 | RECONCILED:06/30/2007 | |
| 5,737.05 | | | | | | |
| 048551 | W | 06/11/2007 | MARCIE BRICKMAN | 006768 | | |
| 356.86 | | | | | | |
| 048637 | W | 06/21/2007 | MARY SHREFFLER | 003736 | RECONCILED:06/30/2007 | |
| 250.00 | | | | | | |
| 048520 | W | 06/11/2007 | MATTING WORLD | 001192 | RECONCILED:06/30/2007 | |
| 1,710.25 | | | | | | |
| 048629 | W | 06/21/2007 | MEDINA COUNTY SCHOOLS' | 002092 | RECONCILED:06/30/2007 | |
| 35.00 | | | | | | |
| 048519 | W | 06/11/2007 | EDUCATIONAL SERVICE CENTER MIDWAY, INC. | 001191 | RECONCILED:06/30/2007 | |
| 110.48 | | | | | | |
| 048495 | W | 06/11/2007 | MANSFIELD DIV. MIKE MAHEK | 000224 | RECONCILED:06/30/2007 | |
| 55.72 | | | | | | |
| 048643 | W | 06/21/2007 | MILLIRON AUTO PARTS | 004766 | RECONCILED:06/30/2007 | |
| 25.00 | | | | | | |
| 048502 | W | 06/11/2007 | MILLIRON IND WASTE MANAGEMENT | 000632 | RECONCILED:06/30/2007 | |
| 626.76 | | | | | | |
| 048556 | W | 06/11/2007 | MOESC | 007260 | RECONCILED:06/30/2007 | |
| 8,718.94 | | | | | | |
| 048490 | W | 06/11/2007 | MUNICIPAL UTILITIES | 000095 | RECONCILED:06/30/2007 | |
| 16,778.30 | | | | | | |
| 048582 | W | 06/21/2007 | NASCO | 000008 | RECONCILED:06/30/2007 | |
| 156.61 | | | | | | |
| 048623 | W | 06/21/2007 | NATIONAL FFA ORGANIZATION | 001120 | RECONCILED:06/30/2007 | |
| 814.00 | | | | | | |
| 048530 | W | 06/11/2007 | NCOCC | 002970 | RECONCILED:06/30/2007 | |
| 21.08 | | | | | | |
| 048700 | W | 06/28/2007 | NCOCC | 002970 | | |
| 361.30 | | | | | | |
| 048602 | W | 06/21/2007 | NEFF COMPANY | 000199 | RECONCILED:06/30/2007 | |
| 957.46 | | | | | | |
| 048695 | W | 06/27/2007 | NEWHOPE SCHOOL | 003928 | | |
| 1,504.50 | | | | | | |
| 048550 | W | 06/11/2007 | NEXTEL | 006647 | RECONCILED:06/30/2007 | |
| 527.26 | | | | | | |
| 048595 | W | 06/21/2007 | NICKLES BAKERY | 000144 | RECONCILED:06/30/2007 | |
| 1,594.10 | | | | | | |
| 048517 | W | 06/11/2007 | NORTH CENTRAL STATE COLLEGE | 001170 | RECONCILED:06/30/2007 | |
| 75.00 | | | | | | |
| 048683 | W | 06/21/2007 | NORTH MOUNTAIN PUBL CO | 880034 | RECONCILED:06/30/2007 | |
| 1,379.12 | | | | | | |
| 048302 | W | 05/11/2007 | NORTHERN OHIO LEAGUE | 000524 | VOID: 06/06/2007 | |
| 400.00 | | | | | | |
| 048499 | W | 06/11/2007 | JIM OBERLANDER NORTHERN OHIO LEAGUE | 000524 | RECONCILED:06/30/2007 | |
| 400.00 | | | | | | |

SUMCHEKPY.TXT

| | | | | | |
|----------|---|------------|--|--------|-----------------------|
| 048635 | W | 06/21/2007 | JIM OBERLANDER OFFICE MAX | 003474 | RECONCILED:06/30/2007 |
| 577.12 | | | | | |
| 048592 | W | 06/21/2007 | PERK PLUS #1149-0999 OHIO BUREAU EMPLOYMENT S | 000128 | RECONCILED:06/30/2007 |
| 4.37 | | | | | |
| 048619 | W | 06/21/2007 | REIMBURSING SECTION OHIO EARTH TOOLS | 000966 | RECONCILED:06/30/2007 |
| 50.64 | | | | | |
| 048535 | W | 06/11/2007 | JIM MCCORMICK OHIO FFA ASSOCIATION | 003492 | RECONCILED:06/30/2007 |
| 200.00 | | | | | |
| 048588 | W | 06/21/2007 | ATTN: BRENDA CORRELL OHIO SCHOOL BOARDS ASSOC | 000050 | RECONCILED:06/30/2007 |
| 1,877.00 | | | | | |
| 048524 | W | 06/11/2007 | OHIO SCHOOL PICTURES | 001979 | RECONCILED:06/30/2007 |
| 2,878.25 | | | | | |
| 048679 | W | 06/21/2007 | ROYAL COLOR, INC ORCA BOOK PUBLISHER | 880030 | |
| 97.24 | | | | | |
| 048567 | W | 06/11/2007 | PAM MC KOWN | 009007 | RECONCILED:06/30/2007 |
| 475.49 | | | | | |
| 048522 | W | 06/11/2007 | PAUL'S DRIVE-IN | 001918 | RECONCILED:06/30/2007 |
| 250.00 | | | | | |

Date: 07/02/2007
Page: 4
Time: 11:01 pm
(CHEKPY)

SHELBY CITY SCHOOLS

SORT BY VENDOR NAME

Summary Rpt on Checks Written June 2007
CHECK DATES BETWEEN 06/01/2007 AND 06/30/2007

| CHECK | TYPE | DATE | VENDOR | WARRANT CHECKS VENDOR | STATUS/DATE | BANK CODE |
|----------|------|------------|---|--------------------------|-----------------------|-----------|
| 048657 | W | 06/21/2007 | PAULETTE REAM | 006068 | RECONCILED:06/30/2007 | |
| 100.00 | | | | | | |
| 048554 | W | 06/11/2007 | PEARSON LEARNING | 007053 | RECONCILED:06/30/2007 | |
| 641.48 | | | | | | |
| 048510 | W | 06/11/2007 | PEPPLE & WAGGONER. LTD | 000936 | RECONCILED:06/30/2007 | |
| 270.00 | | | | | | |
| 048494 | W | 06/11/2007 | PEPSI-COLA BOTTLING CO | 000190 | RECONCILED:06/30/2007 | |
| 2,268.38 | | | | | | |
| 048580 | W | 06/18/2007 | PIONEER CAREER AND | 000123 | RECONCILED:06/30/2007 | |
| 200.00 | | | | | | |
| 048639 | W | 06/21/2007 | TECHNOLOGY CENTER PITSCO, INCORPORATED | 003964 | RECONCILED:06/30/2007 | |
| 129.49 | | | | | | |
| 048485 | W | 06/11/2007 | CATALOG DIV. POSTMASTER | 000043 | RECONCILED:06/30/2007 | |
| 840.00 | | | | | | |
| 048642 | W | 06/21/2007 | PRESIDENTIAL ACADEMIC | 004491 | RECONCILED:06/30/2007 | |
| 104.50 | | | | | | |
| 048617 | W | 06/21/2007 | AWARDS QUALITY PLUMBING & HEATI | 000791 | RECONCILED:06/30/2007 | |
| 82.00 | | | | | | |
| 048599 | W | 06/21/2007 | QUILL CORPORATION | 000163 | | |
| 368.00 | | | | | | |
| 048627 | W | 06/21/2007 | QWEST/LCI | 001754 | RECONCILED:06/30/2007 | |
| 17.74 | | | | | | |
| 048553 | W | 06/11/2007 | RACHEL SIMS | 007048 | RECONCILED:06/30/2007 | |
| 326.26 | | | | | | |
| 048666 | W | 06/21/2007 | REALLY GOOD STUFF | 006894 | RECONCILED:06/30/2007 | |
| 615.53 | | | | | | |
| 048513 | W | 06/11/2007 | REBECCA BISHOP | 001049 | RECONCILED:06/30/2007 | |
| 200.00 | | | | | | |
| 048621 | W | 06/21/2007 | REBECCA JOHNSON | 001012 | RECONCILED:06/30/2007 | |
| 172.00 | | | | | | |
| 048625 | W | 06/21/2007 | REHABILITATION SERVICE O | 001256 | RECONCILED:06/30/2007 | |
| 1,148.11 | | | | | | |
| 048612 | W | 06/21/2007 | NORTH CENTRAL OHIO, INC REINDL SPRING SERVICE IN | 000414 | RECONCILED:06/30/2007 | |
| 100.00 | | | | | | |
| 048597 | W | 06/21/2007 | RENTWEAR | 000150 | RECONCILED:06/30/2007 | |
| 689.09 | | | | | | |
| 048606 | W | 06/21/2007 | RIGBY | 000282 | RECONCILED:06/30/2007 | |
| 2,475.00 | | | | | | |
| 048526 | W | 06/11/2007 | RIS PAPER COMPANY, INC | 002634 | RECONCILED:06/30/2007 | |

SUMCHEKPY.TXT

| | | | | | |
|------------|---|------------|-------------------------------|--------|-----------------------|
| 6,138.72 | | | | | |
| 048532 | W | 06/11/2007 | RITE AID PHARMACY #1282 | 003078 | RECONCILED:06/30/2007 |
| 14.71 | | | | | |
| 048684 | W | 06/21/2007 | ROCHESTER 100 INC. | 880038 | RECONCILED:06/30/2007 |
| 120.00 | | | | | |
| 048690 | W | 06/29/2007 | S E R S | 009022 | |
| 14,345.19 | | | | | |
| 048481 | W | 06/01/2007 | S T R S | 009023 | RECONCILED:06/30/2007 |
| 17,277.36 | | | | | |
| 048574 | W | 06/15/2007 | S T R S | 009023 | RECONCILED:06/30/2007 |
| 16,461.31 | | | | | |
| 048691 | W | 06/29/2007 | S T R S | 009023 | |
| 17,575.38 | | | | | |
| 048536 | W | 06/11/2007 | SAM'S CLUB | 003812 | RECONCILED:06/30/2007 |
| 1,672.50 | | | | | |
| | | | STORE #6407 | | |
| 048514 | W | 06/11/2007 | SAMMY KINGMAN | 001051 | RECONCILED:06/30/2007 |
| 14.40 | | | | | |
| 048484 | W | 06/11/2007 | SAX ARTS AND CRAFTS | 000038 | RECONCILED:06/30/2007 |
| 110.85 | | | | | |
| | | | TRAVIS SCHROEDER | | |
| 048673 | W | 06/21/2007 | SCHEDULESTAR/HIGHSCHOOLSPTS. | 007703 | RECONCILED:06/30/2007 |
| 450.00 | | | | | |
| | | | NET | | |
| 048653 | W | 06/21/2007 | SCHOLASTIC PROFESSIONAL BOOKS | 005568 | RECONCILED:06/30/2007 |
| 588.88 | | | | | |
| 048603 | W | 06/21/2007 | SCHOLASTIC, INC | 000226 | RECONCILED:06/30/2007 |
| 797.05 | | | | | |
| 048584 | W | 06/21/2007 | SCHOOL SPECIALTY | 000027 | RECONCILED:06/30/2007 |
| 6,261.72 | | | | | |
| | | | ORDER ENTRY | | |
| 048682 | W | 06/21/2007 | SCHOOLMASTERS SCIENCE | 880033 | RECONCILED:06/30/2007 |
| 87.75 | | | | | |
| 048648 | W | 06/21/2007 | SHEARER EQUIPMENT | 005035 | |
| 148.07 | | | | | |
| 048638 | W | 06/21/2007 | SHELBY CITY BD OF ED | 003756 | RECONCILED:06/30/2007 |
| 197.32 | | | | | |
| | | | PETTY CASH | | |
| 048539 | W | 06/11/2007 | SHELBY CITY BD OF EDUC | 004730 | RECONCILED:06/30/2007 |
| 934.47 | | | | | |
| | | | GENERAL FUND | | |
| 048578 | W | 06/15/2007 | SHELBY CITY BD OF EDUC | 009048 | RECONCILED:06/30/2007 |
| 184,038.73 | | | | | |
| | | | HEALTH LIABILITY FUND | | |
| 048600 | W | 06/21/2007 | SHELBY CITY BD OF EDUCAT | 000187 | RECONCILED:06/30/2007 |
| 219.14 | | | | | |
| | | | ATHLETIC FUND | | |

Date: 07/02/2007
 Page: 5
 Time: 11:01 pm
 (CHEKPY)

SHELBY CITY SCHOOLS

SORT BY VENDOR NAME

Summary Rpt on Checks written June 2007
 CHECK DATES BETWEEN 06/01/2007 AND 06/30/2007
 WARRANT CHECKS

| CHECK | TYPE | DATE | VENDOR | VENDOR | STATUS/DATE | BANK CODE |
|----------|--------|------------|--|--------|-----------------------|-----------|
| CHECK | AMOUNT | | | | | |
| 048492 | W | 06/11/2007 | SHELBY CITY BD OF EDUCAT | 000130 | RECONCILED:06/30/2007 | |
| 1,944.37 | | | | | | |
| 048593 | W | 06/21/2007 | FOOD SERVICES SHELBY CITY BD OF EDUCAT | 000130 | RECONCILED:06/30/2007 | |
| 1,201.50 | | | | | | |
| 048693 | W | 06/27/2007 | FOOD SERVICES SHELBY CITY BD OF EDUCAT | 000130 | RECONCILED:06/30/2007 | |
| 3,689.26 | | | | | | |
| 048482 | W | 06/01/2007 | FOOD SERVICES SHELBY CITY BD OF EDUCATION | 009074 | RECONCILED:06/30/2007 | |
| 4,443.69 | | | | | | |
| 048575 | W | 06/15/2007 | FICA MEDICARE SHELBY CITY BD OF EDUCATION | 009074 | RECONCILED:06/30/2007 | |
| 4,367.30 | | | | | | |
| 048692 | W | 06/29/2007 | FICA MEDICARE SHELBY CITY BD OF EDUCATION | 009074 | RECONCILED:06/30/2007 | |
| 4,355.85 | | | | | | |
| 048483 | W | 06/01/2007 | FICA MEDICARE SHELBY CITY BD OF EDUCATION | 009075 | RECONCILED:06/30/2007 | |
| 31.00 | | | | | | |

SUMCHEKPY.TXT

| | | | | | |
|----------|---|------------|---|--------|-----------------------|
| 048493 | W | 06/11/2007 | SOCIAL SECURITY SHELBY FLORAL CO | 000189 | RECONCILED:06/30/2007 |
| 29.00 | | | | | |
| 048487 | W | 06/11/2007 | SHELBY HARDWARE | 000055 | RECONCILED:06/30/2007 |
| 3,393.51 | | | | | |
| 048674 | W | 06/21/2007 | SHELBY PLAZA SHELBY MIDDLE SCHOOL | 008023 | RECONCILED:06/30/2007 |
| 805.00 | | | | | |
| 048589 | W | 06/21/2007 | TIM TARVIN, PRINCIPAL SHELBY PARTS CO | 000075 | RECONCILED:06/30/2007 |
| 224.76 | | | | | |
| 048586 | W | 06/21/2007 | SHELBY PRINTING INC | 000045 | RECONCILED:06/30/2007 |
| 537.35 | | | | | |
| 048566 | W | 06/11/2007 | SHELBY SR HIGH SCHOOL | 008054 | RECONCILED:06/30/2007 |
| 1,000.00 | | | | | |
| 048675 | W | 06/21/2007 | PRINCIPAL SHELBY Y COMMUNITY CENTE | 009046 | RECONCILED:06/30/2007 |
| 1,045.00 | | | | | |
| 048634 | W | 06/21/2007 | SHERI MITCHELL | 003040 | |
| 225.38 | | | | | |
| 048630 | W | 06/21/2007 | SHERWIN-WILLIAMS CO | 002428 | RECONCILED:06/30/2007 |
| 295.20 | | | | | |
| 048596 | W | 06/21/2007 | SMITH DAIRY PRODUCTS CO | 000146 | RECONCILED:06/30/2007 |
| 9,411.75 | | | | | |
| 048698 | W | 06/27/2007 | SOAK CITY | 007187 | |
| 432.00 | | | | | |
| 048516 | W | 06/11/2007 | CEDAR POINT SPRINT GMC | 001162 | RECONCILED:06/30/2007 |
| 21.19 | | | | | |
| 048565 | W | 06/11/2007 | ST MARY'S SCHOOL | 008045 | RECONCILED:06/30/2007 |
| 138.18 | | | | | |
| 048628 | W | 06/21/2007 | SALLY DUNBAR, PRINCIPAL STATE FFA EXECUTIVE SECR | 001940 | RECONCILED:06/30/2007 |
| 310.00 | | | | | |
| 048534 | W | 06/11/2007 | STATE OF OHIO UST FUND | 003205 | RECONCILED:06/30/2007 |
| 1,600.00 | | | | | |
| 048537 | W | 06/11/2007 | SUBWAY SANDWICHES | 003997 | RECONCILED:06/30/2007 |
| 109.96 | | | | | |
| 048594 | W | 06/21/2007 | & SALADS Sysco Food Servces of Central Ohio | 000137 | RECONCILED:06/30/2007 |
| 2,695.30 | | | | | |
| 048676 | W | 06/21/2007 | TEACHER DIRECT | 880014 | RECONCILED:06/30/2007 |
| 207.28 | | | | | |
| 048680 | W | 06/21/2007 | TEACHER DISCOUNT | 880031 | RECONCILED:06/30/2007 |
| 132.03 | | | | | |
| 048618 | W | 06/21/2007 | TEACHER'S DISCOVERY | 000848 | RECONCILED:06/30/2007 |
| 34.25 | | | | | |
| 048507 | W | 06/11/2007 | TIFFANY CURRY | 000836 | RECONCILED:06/30/2007 |
| 1,645.00 | | | | | |
| 048641 | W | 06/21/2007 | TIM TARVIN | 004367 | RECONCILED:06/30/2007 |
| 890.00 | | | | | |
| 048667 | W | 06/21/2007 | TREASURER OF STATE/CENTER FOR | 007046 | |
| 150.00 | | | | | |
| 048525 | W | 06/11/2007 | PUBLIC INVESTMENT MANAGEMENT TREASURER, STATE OF OHIO | 002247 | RECONCILED:06/30/2007 |
| 48.25 | | | | | |
| 048489 | W | 06/11/2007 | DIV OF INDUSTRIAL COMPLIANCE TRUCK SALES & SERVICE.INC | 000081 | RECONCILED:06/30/2007 |
| 1,659.31 | | | | | |
| 048508 | W | 06/11/2007 | TYLER CASKEY | 000852 | RECONCILED:06/30/2007 |
| 14.40 | | | | | |
| 048509 | W | 06/11/2007 | UNIVERSITY OF OREGON | 000877 | RECONCILED:06/30/2007 |
| 352.00 | | | | | |

ED. & COMMUNITY SUPPORTS

Date: 07/02/2007
Page: 6
Time: 11:01 pm
(CHEKPY)

SHELBY CITY SCHOOLS

SORT BY VENDOR NAME

Summary Rpt on Checks Written June 2007
CHECK DATES BETWEEN 06/01/2007 AND 06/30/2007
WARRANT CHECKS

| CHECK | TYPE | DATE | VENDOR | VENDOR | STATUS/DATE | BANK CODE |
|--------|--------|------------|-----------|--------|-----------------------|-----------|
| CHECK | AMOUNT | | | | | |
| 048664 | W | 06/21/2007 | USI, INC. | 006780 | RECONCILED:06/30/2007 | |
| 304.39 | | | | | | |

| | | | | SUMCHEKPY.TXT | | |
|-------------------------------|---|------------|---|------------------|-----------------------|------------|
| 048579 | W | 06/15/2007 | VISION SERVICES PLAN | 009083 | RECONCILED:06/30/2007 | |
| 2,455.91 | | | | | | |
| 048662 | W | 06/21/2007 | ATTN: FLORENCE F LEE VISIONS TECHNOLOGY IN EDUC. | 006615 | | |
| 90.40 | | | | | | |
| 048511 | W | 06/11/2007 | WANDA DEAN | 001005 | VOID: 06/13/2007 | |
| 211.83 | | | | | | |
| 048620 | W | 06/21/2007 | WANDA DEAN | 001005 | | |
| 111.84 | | | | | | |
| 048694 | W | 06/27/2007 | WANDA DEAN | 001005 | | |
| 782.47 | | | | | | |
| 048687 | W | 06/21/2007 | WOODBURN PRESS | 880051 | RECONCILED:06/30/2007 | |
| 216.65 | | | | | | |
| 048548 | W | 06/11/2007 | XEROX | 006495 | RECONCILED:06/30/2007 | |
| 2,666.26 | | | | | | |
| 048660 | W | 06/21/2007 | XEROX | 006495 | | |
| 3,125.27 | | | | | | |
| 048659 | W | 06/21/2007 | ZANER BLOSER | 006494 | RECONCILED:06/30/2007 | |
| 186.30 | | | | | | |
| 048669 | W | 06/21/2007 | ZANER BLOSER | 007322 | RECONCILED:06/30/2007 | |
| 75.17 | | | | | | |
| V VOIDED CHECKS | | | 3 | CHECK TOTALS | | 3,029.83 |
| R RECONCILED CHECKS | | | 184 | CHECK TOTALS | | 447,745.91 |
| ----- | | | | | | |
| W WARRANT CHECKS | | | 218 | CHECK TOTALS | | 497,304.99 |
| M MEMO CHECKS | | | 0 | CHECK TOTALS | | 0.00 |
| B REFUND CHECKS | | | 0 | CHECK TOTALS | | 0.00 |
| I INVESTMENT CHECKS | | | 0 | CHECK TOTALS | | 0.00 |
| T TRANSFER CHECKS | | | 0 | CHECK TOTALS | | 0.00 |
| D DISTRIBUTION CHECKS | | | 0 | CHECK TOTALS | | 0.00 |
| C PAYROLL CHECKS | | | 0 | CHECK TOTALS | | 0.00 |
| MISSING CHECKS | | | 0 | | | |
| ** TOTAL CHECKS (LESS VOIDED) | | | 215 | ** TOTAL NET | | 494,275.16 |
| *** TOTAL CHECKS WRITTEN | | | 218 | *** GRAND TOTALS | | 497,304.99 |

-- Options Summary --

Output file: AMDCERT.TXT
 Type: CSV
 Print options page? (Y,N) Y
 Beginning year for report: 2006
 Date of Report (for Report Headings): 06/30/2007
 Include accounts with all zero balances? (Y,N) N
 3131: T
 3132: T
 3133: O
 3134: O
 3135: T
 3139: O
 Include Income Tax as Taxes or Other? (T,O) O
 Include Other Taxes as Taxes or Other? (T,O) T
 : 001
 : 999
 : FD

BAT_AMDCERT executed by SHELBY_EA on node NCOCC0:: at 2-JUL-2007 23:42:34.87

Date: 07/02/07
 Page: 1
 Time: 11:42 pm
 (AMDCERT)

SHELBY CITY SCHOOLS
 Amended Official Certificate of Estimated Resources

Rev. Code, Sec. 5705.36

Office of Budget Commission, RICHLAND County, Ohio.
 SHELBY, Ohio, June 30, 2007
 TO THE TAXING AUTHORITY of SHELBY CITY SCHOOLS

The following is the amended official certificate of estimated resources for the fiscal year

beginning

July 1st, 2006, as revised by the Budget Commission of said County, which shall govern the total of appropriations made at any time during such fiscal year:

| Fund | Unencumbered Balance | Taxes | Other Sources |
|------------------------|----------------------|--------------|---------------|
| Total | July 1, 2006 | | |
| ----- | | | |
| GOVERNMENTAL FUND TYPE | | | |
| General Fund | 518,638.84 | 7,092,205.00 | 8,651,361.98 |
| 16,262,205.82 | | | |
| Special Revenue | 576,738.76 | .00 | 1,586,668.74 |
| 2,163,407.50 | | | |
| Debt Service | .00 | 171,795.00 | 1,885,586.02 |
| 2,057,381.02 | | | |
| Capital Projects | 5,840.80 | 295,305.00 | 22,013.00 |
| 323,158.80 | | | |
| PROPRIETARY FUND TYPE | | | |
| Enterprise | 24,643.14 | .00 | 1,032,534.51 |
| 1,057,177.65 | | | |
| Internal Service | 9,653.38 | .00 | 2,835,993.93 |
| 2,845,647.31 | | | |
| FIDUCIARY FUND TYPE | | | |
| Agency Fund | 68,811.88 | .00 | 148,111.00 |
| 216,922.88 | | | |
| Private-Purpose Trust | 287,459.44 | .00 | 9,545.00 |
| 297,004.44 | | | |
| Total All Funds | 1,491,786.24 | 7,559,305.00 | 16,171,814.18 |
| 25,222,905.42 | | | |

Budget
 Commission

Date: 07/02/07
 Page: 2
 Time: 11:42 pm
 (AMDCERT)

SHELBY CITY SCHOOLS
 Amended Official Certificate of Estimated Resources

Rev. Code, Sec. 5705.36

AMDCERT.TXT

| Total | Fund | Unencumbered Balance July 1, 2006 | Taxes | Other Sources |
|------------------------|------------------------------------|---|--------------|---------------|
| ----- | | | | |
| GOVERNMENTAL FUND TYPE | | | | |
| General Fund | | | | |
| 16,262,205.82 | 001 GENERAL | 518,638.84 | 7,092,205.00 | 8,651,361.98 |
| Total General Fund | | 518,638.84 | 7,092,205.00 | 8,651,361.98 |
| Special Revenue | | | | |
| 313,546.66 | 007 SPECIAL TRUST | 303,047.66 | .00 | 10,499.00 |
| 195,022.48 | 018 PUBLIC SCHOOL SUPPORT | 67,922.48 | .00 | 127,100.00 |
| 90,220.05 | 019 OTHER GRANT | 27,465.98 | .00 | 62,754.07 |
| 209,536.15 | 300 DISTRICT MANAGED ACTIVITY | 70,789.15 | .00 | 138,747.00 |
| 149,628.77 | 401 AUXILIARY SERVICES | 37,521.14 | .00 | 112,107.63 |
| 10,929.25 | 432 MANAGEMENT INFORMATION SYSTEM | .00 | .00 | 10,929.25 |
| 18,000.00 | 451 DATA COMMUNICATION FUND | 18,000.00 | .00 | .00 |
| 7,040.00 | 452 SCHOOLNET PROFESS. DEVELOPMENT | 3,740.00 | .00 | 3,300.00 |
| 8,590.76 | 459 OHIO READS | .00 | .00 | 8,590.76 |
| 2,279.66 | 460 SUMMER INTERVENTION | 2,279.66 | .00 | .00 |
| 74,052.00 | 494 POVERTY AID | .00 | .00 | 74,052.00 |
| 9,317.74 | 499 MISCELLANEOUS STATE GRANT FUND | .00 | .00 | 9,317.74 |
| 578,699.38 | 516 IDEA PART B GRANTS | 44,513.22 | .00 | 534,186.16 |
| 307,631.69 | 572 TITLE I DISADVANTAGED CHILDREN | .00 | .00 | 307,631.69 |
| 13,310.33 | 573 TITLE V INNOVATIVE EDUC PGM | 659.07 | .00 | 12,651.26 |
| 18,568.91 | 584 DRUG FREE SCHOOL GRANT FUND | .00 | .00 | 18,568.91 |
| 146,291.05 | 590 IMPROVING TEACHER QUALITY | .00 | .00 | 146,291.05 |
| 10,742.62 | 599 MISCELLANEOUS FED. GRANT FUND | 800.40 | .00 | 9,942.22 |
| Total Special Revenue | | 576,738.76 | .00 | 1,586,668.74 |
| Debt Service | | | | |
| 2,057,381.02 | 002 BOND RETIREMENT | .00 | 171,795.00 | 1,885,586.02 |
| Total Debt Service | | .00 | 171,795.00 | 1,885,586.02 |
| Capital Projects | | | | |
| 306,821.63 | 003 PERMANENT IMPROVEMENT | 5,821.63 | 295,305.00 | 5,695.00 |
| 16,337.17 | 450 SCHOOLNET EQUIP/INFRASTRUCTURE | 19.17 | .00 | 16,318.00 |
| Total Capital Projects | | 5,840.80 | 295,305.00 | 22,013.00 |
| ----- | | | | |
| PROPRIETARY FUND TYPE | | | | |
| Enterprise | | | | |

Date: 07/02/07
Page: 3
Time: 11:42 pm
(AMDCERT)

SHELBY CITY SCHOOLS
Amended Official Certificate of Estimated Resources

Rev. Code, Sec. 5705.36

| Total | Fund | Unencumbered Balance July 1, 2006 | Taxes | Other Sources |
|-------|------|---|-------|---------------|
| ----- | | | | |

AMDCERT.TXT

| | | | | |
|-----------------------------|-----------------------------|--------------|--------------|---------------|
| 006 | FOOD SERVICE | .00 | .00 | 974,634.51 |
| 974,634.51 | | | | |
| 009 | UNIFORM SCHOOL SUPPLIES | 24,643.14 | .00 | 57,900.00 |
| 82,543.14 | | | | |
| Total Enterprise | | 24,643.14 | .00 | 1,032,534.51 |
| 1,057,177.65 | | | | |
| Internal Service | | | | |
| 014 | ROTARY-INTERNAL SERVICES | 9,653.38 | .00 | 900.00 |
| 10,553.38 | | | | |
| 024 | EMPLOYEE BENEFITS SELF INS. | .00 | .00 | 2,835,093.93 |
| 2,835,093.93 | | | | |
| Total Internal Service | | 9,653.38 | .00 | 2,835,993.93 |
| 2,845,647.31 | | | | |
| FIDUCIARY FUND TYPE | | | | |
| Agency Fund | | | | |
| 022 | DISTRICT AGENCY | 466.36 | .00 | 1,586.00 |
| 2,052.36 | | | | |
| 200 | STUDENT MANAGED ACTIVITY | 68,345.52 | .00 | 146,525.00 |
| 214,870.52 | | | | |
| Total Agency Fund | | 68,811.88 | .00 | 148,111.00 |
| 216,922.88 | | | | |
| Private-Purpose Trust Fund | | | | |
| 008 | ENDOWMENT | 287,459.44 | .00 | 9,545.00 |
| 297,004.44 | | | | |
| Total Private-Purpose Trust | | 287,459.44 | .00 | 9,545.00 |
| 297,004.44 | | | | |
| Total All Funds | | 1,491,786.24 | 7,559,305.00 | 16,171,814.18 |
| 25,222,905.42 | | | | |

-- Options Summary --

```

Output file: APPRES.TXT
Type: CSV
Print options page? (Y,N) Y
Report for fiscal year: 2007
Amounts to use: (1,2,3,4) 3
Include accounts with all zero balances? (Y,N) N
Summarize Recap by Fund? (Y,N) Y
: 2007
: Shelby City
: Richland
: special
: 28
: June
: 2007
: the Board
: Mr. McKinney
: y
: Mr. Terman
: y
: Mr. Roush
: y
: Mrs. Nelson
: y
: Mr. Briggs
: 001
: 999
: N
: FD
    
```

BAT_APPRES executed by SHELBY_EA on node NCOCC0:: at 2-JUL-2007 23:44:46.59

2007 APPROPRIATION RESOLUTION
 City, Exempted Village, Joint Vocational or Local Board of Education
 Rev.Code Sec. 5705.38

The Board of Education of the Shelby City School District, Richland County, Ohio, met in special session on the 28 day of June, 2007, at the office of the Board with the following members present:

- Mr. McKinney
- Mr. Terman
- Mr. Roush
- Mrs. Nelson
- Mr. Briggs

moved the adoption of the following Resolution:

BE IT RESOLVED by the Board of Education of the Shelby City School District, Richland County, Ohio, that to provide for the current expenses and other expenditures of said Board of Education, during the fiscal year, ending June 30th, 2007, the following sums be and the same are hereby set aside and appropriated for the several purposes for which expenditures are to be made and during said fiscal year, as follows, viz:

Date: 07/02/07
 Page: 1
 Time: 11:44 pm
 (APPRES)

SHELBY CITY SCHOOLS
 Appropriation Resolution Report

| | 2007 Appropriations | Prior FY Carry Over | Total Appropriation |
|------------------------------|------------------------|------------------------|------------------------|
| 001 GENERAL | 15,712,141.90 | 266,266.71 | 15,978,408.61 |
| 002 BOND RETIREMENT | 2,057,381.02 | .00 | 2,057,381.02 |
| 003 PERMANENT IMPROVEMENT | 306,821.63 | 49,112.17 | 355,933.80 |
| 006 FOOD SERVICE | 974,634.51 | 80,911.03 | 1,055,545.54 |
| 007 SPECIAL TRUST | 18,000.00 | .00 | 18,000.00 |
| 008 ENDOWMENT | 4,500.00 | .00 | 4,500.00 |
| 009 UNIFORM SCHOOL SUPPLIES | 53,755.00 | 12,059.01 | 65,814.01 |
| 014 ROTARY-INTERNAL SERVICES | 10,553.38 | 234.34 | 10,787.72 |
| 018 PUBLIC SCHOOL SUPPORT | 132,094.59 | 8,102.69 | 140,197.28 |

| | APPRES. TXT | | |
|------------------------------------|---------------|------------|---------------|
| 019 OTHER GRANT | 59,141.42 | 756.63 | 59,898.05 |
| 022 DISTRICT AGENCY | 2,032.30 | 386.00 | 2,418.30 |
| 024 EMPLOYEE BENEFITS SELF INS. | 2,835,093.93 | 125,000.00 | 2,960,093.93 |
| 200 STUDENT MANAGED ACTIVITY | 212,623.41 | 9,127.50 | 221,750.91 |
| 300 DISTRICT MANAGED ACTIVITY | 157,958.09 | 11,822.02 | 169,780.11 |
| 401 AUXILIARY SERVICES | 149,627.14 | 16,135.92 | 165,763.06 |
| 432 MANAGEMENT INFORMATION SYSTEM | 10,707.40 | 673.28 | 11,380.68 |
| 450 SCHOOLNET EQUIP/INFRASTRUCTURE | 19.17 | .00 | 19.17 |
| 451 DATA COMMUNICATION FUND | 18,000.00 | .00 | 18,000.00 |
| 452 SCHOOLNET PROFESS. DEVELOPMENT | 7,040.00 | .00 | 7,040.00 |
| 459 OHIO READS | 8,575.00 | 2.26 | 8,577.26 |
| 460 SUMMER INTERVENTION | 2,279.66 | .00 | 2,279.66 |
| 494 POVERTY AID | 36,152.00 | 57.87 | 36,209.87 |
| 499 MISCELLANEOUS STATE GRANT FUND | 7,317.74 | .00 | 7,317.74 |
| 516 IDEA PART B GRANTS | 578,699.38 | 169.28 | 578,868.66 |
| 572 TITLE I DISADVANTAGED CHILDREN | 307,631.69 | 7,663.34 | 315,295.03 |
| 573 TITLE V INNOVATIVE EDUC PGM | 13,310.33 | 912.90 | 14,223.23 |
| 584 DRUG FREE SCHOOL GRANT FUND | 17,177.84 | 3,058.61 | 20,236.45 |
| 590 IMPROVING TEACHER QUALITY | 146,291.05 | 10,486.96 | 156,778.01 |
| 599 MISCELLANEOUS FED. GRANT FUND | 10,742.62 | 345.00 | 11,087.62 |
| Grand Total All Funds | 23,850,302.20 | 603,283.52 | 24,453,585.72 |

seconded the Resolution and the roll being called upon its adoption, the vote resulted as follows:

Vote:

Mr. McKinney, y
 Mr. Terman, y
 Mr. Roush, y
 Mrs. Nelson, y
 Mr. Briggs,
 ,
 ,

CERTIFICATE
 (O.R.C. 5705.412)

RE:

IT IS HEREBY CERTIFIED that the Shelby City School District has sufficient funds to meet the contract, obligation, payment, or expenditure for the above, and has in effect for the remainder of the fiscal year and the succeeding fiscal year the authorization to levy taxes which, when combined with the estimated revenue from all other sources available to the district at the time of certification, are sufficient to provide operating revenues necessary to enable the district to maintain all personnel, programs, and services essential to the provision of an adequate educational program on all the days set forth in its adopted school calendar for the current fiscal year and for a number of days in the succeeding fiscal year equal to the number days instruction was held or is scheduled for the current fiscal year, except that if the above expenditure is for a contract, this certification shall cover the term of the contract or the current fiscal year plus the two immediately succeeding fiscal years, whichever period of years is greater.

DATED: _____

BY: _____
 Treasurer

BY: _____
 Superintendent of Schools

BY: _____
 President, Board of Education

Date: 07/02/07
 Time: 11:44 pm

SHELBY CITY SCHOOLS
 Appropriation Recap Sheet

Page 2
 (APPRES)

*** Governmental Fund Types ***

| | | |
|--------------------------------|--------------------------------|---------------|
| General Fund | | |
| GENERAL | 001 | 15,712,141.90 |
| Total General Fund | | 15,712,141.90 |
| Special Revenue | | |
| SPECIAL TRUST | 007 | 18,000.00 |
| PUBLIC SCHOOL SUPPORT | 018 | 132,094.59 |
| OTHER GRANT | 019 | 59,141.42 |
| DISTRICT MANAGED ACTIVITY | 300 | 157,958.09 |
| AUXILIARY SERVICES | 401 | 149,627.14 |
| MANAGEMENT INFORMATION SYSTEM | 432 | 10,707.40 |
| DATA COMMUNICATION FUND | 451 | 18,000.00 |
| SCHOOLNET PROFESS. DEVELOPMENT | 452 | 7,040.00 |
| OHIO READS | 459 | 8,575.00 |
| SUMMER INTERVENTION | 460 | 2,279.66 |
| POVERTY AID | 494 | 36,152.00 |
| MISCELLANEOUS STATE GRANT FUND | 499 | 7,317.74 |
| IDEA PART B GRANTS | 516 | 578,699.38 |
| TITLE I DISADVANTAGED CHILDREN | 572 | 307,631.69 |
| TITLE V INNOVATIVE EDUC PGM | 573 | 13,310.33 |
| DRUG FREE SCHOOL GRANT FUND | 584 | 17,177.84 |
| IMPROVING TEACHER QUALITY | 590 | 146,291.05 |
| MISCELLANEOUS FED. GRANT FUND | 599 | 10,742.62 |
| Total Special Revenue | | 1,680,745.95 |
| Debt Service | | |
| BOND RETIREMENT | 002 | 2,057,381.02 |
| Total Debt Service | | 2,057,381.02 |
| Capital Projects | | |
| PERMANENT IMPROVEMENT | 003 | 306,821.63 |
| SCHOOLNET EQUIP/INFRASTRUCTURE | 450 | 19.17 |
| Total Capital Projects | | 306,840.80 |
| | *** Proprietary Fund Types *** | |
| Enterprise | | |
| FOOD SERVICE | 006 | 974,634.51 |
| UNIFORM SCHOOL SUPPLIES | 009 | 53,755.00 |
| Total Enterprise | | 1,028,389.51 |

Date: 07/02/07 SHELBY CITY SCHOOLS Page 3
 Time: 11:44 pm Appropriation Recap Sheet (APPRES)

| | | |
|---------------------------------------|------------------------------|----------------|
| | | 2007 |
| Fund Class/Name | Fund | Appropriations |
| Internal Service | | |
| ROTARY-INTERNAL SERVICES | 014 | 10,553.38 |
| EMPLOYEE BENEFITS SELF INS. | 024 | 2,835,093.93 |
| Total Internal Service | | 2,845,647.31 |
| | *** Fiduciary Fund Types *** | |
| Agency Fund | | |
| DISTRICT AGENCY | 022 | 2,032.30 |
| STUDENT MANAGED ACTIVITY | 200 | 212,623.41 |
| Total Agency Fund | | 214,655.71 |
| Private-Purpose Trust Fund | | |
| ENDOWMENT | 008 | 4,500.00 |
| Total Private-Purpose Trust Fund | | 4,500.00 |
| Total Appropriations - All Fund Types | | 23,850,302.20 |

-- Options Summary --

Output file: CERTBAL.TXT
 Type: CSV
 Print options page? (Y,N) Y
 Beginning year for Report: 2006
 Include accounts with all zero balances? (Y,N) N
 : 001
 : 599
 : FD

BAT_CERTBAL executed by SHELBY_EA on node NCOCC0:: at 2-JUL-2007 23:40:27.29

Certificate of the Total Amount From All Sources Available
 For Expenditures, and Balances
 Rev. Code, Sec. 5705.36

From the: SHELBY CITY SCHOOLS, RICHLAND County,
 SHELBY, OH, June 30, 2006

To the County Auditor of said County:
 The following is the total amount from all sources available for expenditures from each fund
 set up in the tax budget, with the balances that exist at the end of the fiscal year, June 30th, 2006.

| (6) | (1) | (2) | (3) | (4) | (5) |
|---|--|--|---------------------------|---|--|
| Total Amount Fund Type/Classification Avail. Plus Balances | Cash Balance as of June 30, 2006 | Encumbrances as of June 30, 2006 | Advances not Repaid | Carryover Balance Available for Appropriation | Total Amount From all Sources Available for Expenditures |
| GOVERNMENTAL FUND TYPE | | | | | |
| General Fund | 784,905.55 | 266,266.71 | .00 | 518,638.84 | 15,743,566.98 |
| 16,262,205.82 | | | | | |
| Special Revenue | 636,925.52 | 60,186.76 | .00 | 576,738.76 | 1,586,668.74 |
| 2,163,407.50 | | | | | |
| Debt Service | .00 | .00 | .00 | .00 | 2,057,381.02 |
| 2,057,381.02 | | | | | |
| Capital Projects | 54,952.97 | 49,112.17 | .00 | 5,840.80 | 317,318.00 |
| 323,158.80 | | | | | |
| PROPRIETARY FUND TYPE | | | | | |
| Enterprise | 117,613.18 | 92,970.04 | .00 | 24,643.14 | 1,032,534.51 |
| 1,057,177.65 | | | | | |
| Internal Service | 134,887.72 | 125,234.34 | .00 | 9,653.38 | 2,835,993.93 |
| 2,845,647.31 | | | | | |
| FIDUCIARY FUND TYPE | | | | | |
| Agency Fund | 78,325.38 | 9,513.50 | .00 | 68,811.88 | 148,111.00 |
| 216,922.88 | | | | | |
| Private-Purpose Trust | 287,459.44 | .00 | .00 | 287,459.44 | 9,545.00 |
| 297,004.44 | | | | | |
| Total All Funds | 2,095,069.76 | 603,283.52 | .00 | 1,491,786.24 | 23,731,119.18 |
| 25,222,905.42 | | | | | |

Date: 07/02/07
 Page: 2
 Time: 11:40 pm
 (CERTBAL)

SHELBY CITY SCHOOLS

Certificate of the Total Amount From All Sources Available for Expenditures, and Balances

| Total Amount Fund Type/Classification Avail. Plus Balances | Cash Balance as of June 30, 2006 | Encumbrances as of June 30, 2006 | Advances not Repaid | Carryover Balance Available for Appropriation | Total Amount From all Sources Available for Expenditures |
|---|--|--|---------------------------|---|--|
| GOVERNMENTAL FUND TYPE | | | | | |
| General Fund | 784,905.55 | 266,266.71 | .00 | 518,638.84 | 15,743,566.98 |
| 001 GENERAL | | | | | |
| 16,262,205.82 | | | | | |

| | | CERTBAL.TXT | | | |
|------------------------------------|------------|-------------|-----|------------|---------------|
| Total General Fund | 784,905.55 | 266,266.71 | .00 | 518,638.84 | 15,743,566.98 |
| 16,262,205.82 | | | | | |
| Special Revenue | | | | | |
| 007 SPECIAL TRUST | 303,047.66 | .00 | .00 | 303,047.66 | 10,499.00 |
| 313,546.66 | | | | | |
| 018 PUBLIC SCHOOL SUPPORT | 76,025.17 | 8,102.69 | .00 | 67,922.48 | 127,100.00 |
| 195,022.48 | | | | | |
| 019 OTHER GRANT | 28,222.61 | 756.63 | .00 | 27,465.98 | 62,754.07 |
| 90,220.05 | | | | | |
| 300 DISTRICT MANAGED ACTIVITY | 82,611.17 | 11,822.02 | .00 | 70,789.15 | 138,747.00 |
| 209,536.15 | | | | | |
| 401 AUXILIARY SERVICES | 53,657.06 | 16,135.92 | .00 | 37,521.14 | 112,107.63 |
| 149,628.77 | | | | | |
| 432 MANAGEMENT INFORMATION SYSTEM | 673.28 | 673.28 | .00 | .00 | 10,929.25 |
| 10,929.25 | | | | | |
| 451 DATA COMMUNICATION FUND | 18,000.00 | .00 | .00 | 18,000.00 | .00 |
| 18,000.00 | | | | | |
| 452 SCHOOLNET PROFESS. DEVELOPMENT | 3,740.00 | .00 | .00 | 3,740.00 | 3,300.00 |
| 7,040.00 | | | | | |
| 459 OHIO READS | 2.26 | 2.26 | .00 | .00 | 8,590.76 |
| 8,590.76 | | | | | |
| 460 SUMMER INTERVENTION | 2,279.66 | .00 | .00 | 2,279.66 | .00 |
| 2,279.66 | | | | | |
| 494 POVERTY AID | 57.87 | 57.87 | .00 | .00 | 74,052.00 |
| 74,052.00 | | | | | |
| 499 MISCELLANEOUS STATE GRANT FUND | .00 | .00 | .00 | .00 | 9,317.74 |
| 9,317.74 | | | | | |
| 516 IDEA PART B GRANTS | 44,682.50 | 169.28 | .00 | 44,513.22 | 534,186.16 |
| 578,699.38 | | | | | |
| 572 TITLE I DISADVANTAGED CHILDREN | 7,663.34 | 7,663.34 | .00 | .00 | 307,631.69 |
| 307,631.69 | | | | | |
| 573 TITLE V INNOVATIVE EDUC PGM | 1,571.97 | 912.90 | .00 | 659.07 | 12,651.26 |
| 13,310.33 | | | | | |
| 584 DRUG FREE SCHOOL GRANT FUND | 3,058.61 | 3,058.61 | .00 | .00 | 18,568.91 |
| 18,568.91 | | | | | |
| 590 IMPROVING TEACHER QUALITY | 10,486.96 | 10,486.96 | .00 | .00 | 146,291.05 |
| 146,291.05 | | | | | |
| 599 MISCELLANEOUS FED. GRANT FUND | 1,145.40 | 345.00 | .00 | 800.40 | 9,942.22 |
| 10,742.62 | | | | | |
| Total Special Revenue | 636,925.52 | 60,186.76 | .00 | 576,738.76 | 1,586,668.74 |
| 2,163,407.50 | | | | | |

Date: 07/02/07
Page: 3
Time: 11:40 pm
(CERTBAL)

SHELBY CITY SCHOOLS

Certificate of the Total Amount From All Sources Available for Expenditures, and Balances

| | Cash Balance | Encumbrances | Advances | Carryover Balance | Total Amount From |
|--------------------------|---------------|---------------|----------|-------------------|-----------------------|
| Fund Type/Classification | as of | as of | not | Available for | all Sources Available |
| Avail. Plus | June 30, 2006 | June 30, 2006 | Repaid | Appropriation | for Expenditures |
| Balances | | | | | |
| Debt Service | | | | | |
| 002 BOND RETIREMENT | .00 | .00 | .00 | .00 | 2,057,381.02 |
| 2,057,381.02 | | | | | |
| Total Debt Service | .00 | .00 | .00 | .00 | 2,057,381.02 |

CERTBAL.TXT

| | | | | | |
|------------------------------------|------------|------------|-----|-----------|--------------|
| 2,057,381.02 | | | | | |
| Capital Projects | | | | | |
| 003 PERMANENT IMPROVEMENT | 54,933.80 | 49,112.17 | .00 | 5,821.63 | 301,000.00 |
| 306,821.63 | | | | | |
| 450 SCHOOLNET EQUIP/INFRASTRUCTURE | 19.17 | .00 | .00 | 19.17 | 16,318.00 |
| 16,337.17 | | | | | |
| Total Capital Projects | 54,952.97 | 49,112.17 | .00 | 5,840.80 | 317,318.00 |
| 323,158.80 | | | | | |
| PROPRIETARY FUND TYPE | | | | | |
| Enterprise | | | | | |
| 006 FOOD SERVICE | 80,911.03 | 80,911.03 | .00 | .00 | 974,634.51 |
| 974,634.51 | | | | | |
| 009 UNIFORM SCHOOL SUPPLIES | 36,702.15 | 12,059.01 | .00 | 24,643.14 | 57,900.00 |
| 82,543.14 | | | | | |
| Total Enterprise | 117,613.18 | 92,970.04 | .00 | 24,643.14 | 1,032,534.51 |
| 1,057,177.65 | | | | | |
| Internal Service | | | | | |
| 014 ROTARY-INTERNAL SERVICES | 9,887.72 | 234.34 | .00 | 9,653.38 | 900.00 |
| 10,553.38 | | | | | |
| 024 EMPLOYEE BENEFITS SELF INS. | 125,000.00 | 125,000.00 | .00 | .00 | 2,835,093.93 |
| 2,835,093.93 | | | | | |
| Total Internal Service | 134,887.72 | 125,234.34 | .00 | 9,653.38 | 2,835,993.93 |
| 2,845,647.31 | | | | | |
| FIDUCIARY FUND TYPE | | | | | |
| Agency Fund | | | | | |
| 022 DISTRICT AGENCY | 852.36 | 386.00 | .00 | 466.36 | 1,586.00 |
| 2,052.36 | | | | | |
| 200 STUDENT MANAGED ACTIVITY | 77,473.02 | 9,127.50 | .00 | 68,345.52 | 146,525.00 |
| 214,870.52 | | | | | |
| Total Agency Fund | 78,325.38 | 9,513.50 | .00 | 68,811.88 | 148,111.00 |
| 216,922.88 | | | | | |
| Private-Purpose Trust Fund | | | | | |

Date: 07/02/07
 Page: 4
 Time: 11:40 pm
 (CERTBAL)

SHELBY CITY SCHOOLS
 Certificate of the Total Amount From All Sources Available for Expenditures, and Balances

| Total Amount Avail. Plus | Fund Type/Classification | Cash Balance as of June 30, 2006 | Encumbrances as of June 30, 2006 | Advances not Repaid | Carryover Balance Available for Appropriation | Total Amount From all Sources Available for Expenditures |
|--------------------------|-----------------------------|----------------------------------|----------------------------------|---------------------|---|--|
| 297,004.44 | 008 ENDOWMENT | 287,459.44 | .00 | .00 | 287,459.44 | 9,545.00 |
| 297,004.44 | Total Private-Purpose Trust | 287,459.44 | .00 | .00 | 287,459.44 | 9,545.00 |
| 25,222,905.42 | Total All Funds | 2,095,069.76 | 603,283.52 | .00 | 1,491,786.24 | 23,731,119.18 |

Date: 07/02/07
 Page: 5
 Time: 11:40 pm
 (CERTBAL)

SHELBY CITY SCHOOLS
 Certificate of the Total Amount From All Sources Available for Expenditures, and Balances

Column 1. - Cash balance per the cash book of the governmental unit as of June 30.
 Column 2. - All outstanding unliquidated encumbrances as of June 30, obligations in the form of purchase orders or contracts which were charged to a prior year's appropriation and for which a part of that appropriation is reserved (carryover purchase orders).
 Column 3. - Advances not repaid as of June 30 - this amount should be added to the fund that made the advance and subtracted from the fund that will be making the reimbursement.
 Column 4. - The total of column one, minus column two, plus or minus column three.
 Column 5. - The total amount from all sources the governmental unit expects to receive during the forthcoming year which is available for expenditures.
 Column 6. - Total of columns four and five.

1. Fund Types and Classes must correspond to those on pages 68-72 of the USAS Users Manual, or other corresponding chart of accounts.

CERTBAL.TXT

2. Every fund number should be broken out by Special Cost Center (SCC) whenever required by the funding agency (i.e. State and Federal Projects). Student Activity Funds are not required to be reported by Special Cost Center, (for SCHOOLS ONLY).

Signed

Fiscal Officer

SHELBY CITY SCHOOLS

Date: 07/02/07
Page: 6
Time: 11:40 pm
(CERTBAL)

Certificate of the Total Amount From All Sources Available for Expenditures, and Balances

=====
CERTIFICATE OF THE TOTAL AMOUNT FROM ALL SOURCES
AVAILABLE FOR EXPENDITURES, AND BALANCES

On June 30, 2006
=====

Filed _____, 20__

County Auditor

by _____
Deputy
