

# Kindergarten Blizzard Bag 2

Dear Families,


Here's how a Blizzard Bag works - Simply see the enclosed lessons and complete them with your child. Some lessons will need assistance from a "grown-up" so please review the lessons with your child. Lessons are intended to enrich our curriculum, so please have fun with them.

## Lesson #1 - Writing

Write 2 to 3 sentences and draw a picture about your snow day.

## Lesson #2 - Reading

Read any book from home (or reread from your nightly reading bag). Ask comprehension questions or have your student retell the story to you using words like "first, then and next." Find as many of the 30 kindergarten words in the book you read. You can also look for these words in the newspaper or magazines that you have at home.



## Lesson #3 - Word Search

Find the school words listed at the bottom of the page and circle.

## Lesson #4 - Math

Pennies for your thoughts math activity page.

## **Fun suggestions to do in the snow!**


- Practice writing first and last name, letters, words, etc in the snow
- Count snowballs
- Make 3D shapes - cube, sphere, cones, cylinders
- Fill a cup with snow and bring inside - how long does it take to melt?

Please return Blizzard Bag and all of its content as soon as the lessons are completed. Any questions and/or comments, please let us know.

Thanks!

Mrs. Finn ----- Mrs. Greenwood ----- Mrs. Hlad

Name \_\_\_\_\_



Four sets of handwriting practice lines. Each set consists of a solid top line, a dashed middle line, and a solid bottom line, providing a guide for letter height and placement.

# School Word Search

C F G U K B G D D H


R E P A P R O H E Y

T E A C H E R O S M

L I C N E P M F K K

O D Y R E C E S S S

books  
desks  
paper  
pencil  
recess  
teacher



# Pennies for Your Thoughts

Name: \_\_\_\_\_

Toss your pennies. Show the total number of pennies in the large circle. Fill in how many heads and tails in the smaller circles.

