

KINDERGARTEN

Snow Day 1 Assignment:

Parents,

For this assignment, you will need to go to the website jr.brainpop.com First, you will need to log in (click on login - top right corner). The username is *dowds* and the password is *dowdsbp* Once you are logged in, type the word *music* into the search tab. Next, click on the box that says pitch, tone, and beat. Please have your child watch the video. When they are finished watching, they may chose another music video to watch. There are many fun music activities to do on brain pop jr. if you would like to try them out! Please write a note verifying that your child watched at least one brain pop music instruction video (pitch, tone, and beat). Have fun exploring this website!

Snow Day 2 Assignment:

Parents,

Please have your child sing and dance to the song "Little Snowflake." <https://www.youtube.com/watch?v=tbbKjDjMDok> They will have to watch and listen to it at least one time before they try to sing and dance with it. When they finish, they can complete the following color page while they listen to their favorite music. Have them try to find a favorite winter song, if possible. If they struggle to find a favorite song or artist, you can go to youtube and have them listen to the The Piano Guys or the Pentatonix. I would like them to turn in the coloring page during their next music class and include their name on the paper. If they want to, they can doodle or draw on the back of their paper while they continue to listen to music.



KINDERGARTEN

Snow Day 3 Assignment:

Parents,

Please complete the following pages entitled "Keep the Beat" along with your child. This is a super quick activity to review and reinforce our work on the difference between steady beat and rhythm. When they are completed, please sign them, or write a note on a blank piece of paper stating that your child completed the activity. Have your child turn in this paper during their next music class.


Name _____

Date _____

I-1

























Keep the Beat

1. Chant this rhyme. Clap the beat as you chant.



Mary had a little lamb,
 Little lamb, little lamb,
 Mary had a little lamb,
 Its fleece was white as snow.

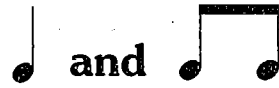
2. Chant this rhyme. To keep the beat, clap once for each square.



 Twin - kle,	 twin - kle,	 lit - tle	 star,
 How I	 won - der	 what you	 are!
 Up a-	 bove the	 world so	 high,
 Like a	 dia - mond	 in the	 sky,
 Twin - kle,	 twin - kle,	 lit - tle	 star,
 How I	 won - der	 what you	 are!




Name _____



Date _____














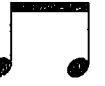









I-4





Each big star  is now a quarter note .

Each pair of small stars   is now a pair of eighth notes .

1. Chant these words and clap the rhythm. Follow the 's and the 's above the words.

 Twin - kle,	 twin - kle,	 lit - tle	 star,
 How I	 won - der	 what you	 are!
 Up a-	 bove the	 world so	 high,
 Like a	 dia - mond	 in the	 sky,
 Twin - kle,	 twin - kle,	 lit - tle	 star,
 How I	 won - der	 what you	 are!

2. Clap and chant the rhythm syllables. Say "ta" for every . Say "ti-ti" for every pair of 's.